

Home Energy Conservation Act 1995

Twelfth Progress Report (2008)



Contents

Department for Environment, Food and Rural Affairs

Home Energy Conservation Act 1995

TWELFTH PROGRESS REPORT (2008)

For the period 1 April 2007 to 31 March 2008

**HOME ENERGY CONSERVATION ACT 1995
TWELFTH PROGRESS REPORT (2008)
FOR THE PERIOD 1 APRIL 2007 TO 31 MARCH 2008**



Please complete this form in full and submit it **no later than 14 November 2008**. For details of where to return it please see the covering letter. Before completing this form you should read the accompanying guidance.

The name and details given here will be taken by Defra as the HECA "lead officer" contact. Completing this section indicates that you have read the section of the accompanying guidance headed "Data Protection Act 1998 – Fair Processing Notice" (paragraphs 6-10), which gives details of Defra's processing of the data that you have provided on this form.

Name	Matthew Morris		
Job Title/Department (as appropriate)	(Acting) Home Energy Conservation Officer		
Authority	Royal Borough of Kingston upon Thames		
Address	Environmental Health Department, 3rd Floor, Guildhall		
	Kingston upon Thames		
	Post Code	KT1 1EU	
Telephone	020 8547 5588	Fax	020 8547 5568
E-mail	HECA@kingston.gov.uk	Date	November 2008

1. Have there been any changes to the following elements of your authority's Home Energy Conservation Act (HECA) strategy in the period covered by this report?

Please summarise elements of the energy conservation report prepared in 1996 (your "HECA strategy") in the first column of the table below, taking account of any amendments made to the strategy up to and including 31 March 2008. Changes made prior to this date will already have been recorded by Defra from information you have provided. However, if any changes have been made

between 1 April 2007 to 31 March 2008, please tick the relevant "Yes, changes" box(es) and enter the new figure(s) in the final column. If there have been no changes, please tick the "No change" boxes. Refinements to strategies may be necessary from time to time, but fundamental changes to the original strategy are not anticipated. Please explain any changes.

	HECA strategy up to 31 March '07	No change since 1 April '06	Yes, changes since 1 April '06	New figures following changes since 1 April '06
a) Overall energy efficiency improvement identified	29.5	✓	n/a	n/a per cent
b) Number of years to implement the measures identified	15	✓	n/a	n/a Years
c) Total cost of implementation of all measures	170	✓	n/a	£ n/a Millions
d) CO ₂ reduction per annum as a result of all the measures identified	7723	✓	n/a	n/a Tonnes per annum
e) Indicate the 1 April 1996 baseline energy use (in GJ) against which energy efficiency improvements are being measured	6,490,000	✓	n/a	n/a GJ

Reasons for any changes identified above: It would be helpful if you could provide details of how development of your strategy has been taken forward.	n/a
---	-----

2. Are you monitoring changes in the energy efficiency of the housing stock in your area, in order to be able to report progress as required by HECA? YES NO

If you answered "Yes", please describe briefly:

(a) the methodology used to monitor progress, listing the main data sources

(b) how you are monitoring the success of activities designed to promote energy efficiency

If you answered "No", please give reasons.

Methodology used to monitor progress and success of information, advice, education and promotion activities

a) The Council partnered with the Energy Saving Trust Advice Centre (ESTAC) for London to conduct a large scale mailing in Kingston in January. This activity was designed to promote completion of the Home Energy Check (HEC) survey that provides residents with a free home energy report and an unofficial Energy Performance Certificate. Around 23,000 households were randomly selected and mailed in Kingston (n.b. areas with high social housing were avoided). 596 responses were received giving an overall response rate of 2.6%.

b) Data was also collected from the Borough's Housing Associations and information from the Council's Housing section on Council owned stock.

3. It is helpful for Defra to be able to judge the extent to which the HECAMON software (Version 3, issued by Defra in April 1999 and updated in April 2001) is used each year. Therefore, please would you indicate whether or not you used the software when collecting and collating the data to enable you to complete this form?

Postal Telephone Both HECAMON not used

4. Please briefly describe in part a) all activities that are specifically designed to assist in the development and achievement of your HECA strategy. For both parts a) and b) it would be helpful if you could include details of how these activities address the following points:

- Obtaining corporate commitment / Integration of strategy with other council policies
- Any barriers and how these have been addressed
- Information, advice, education and promotion activities / Making grants and loans
- What linkages you have with energy efficiency schemes such as Energy
- Efficiency Commitment and Warm Front
- New and innovative approaches

In part b) describe new activities you expect to **commence in the 2008/09 financial year.**

a) activities in 2007/08 financial year			
Activity	Who is involved?	Partners' contribution (£) in 2007/08	Will this continue into 2008/09?
<p>Council policies that include 'energy efficiency' themes:</p> <p>a) Community Plan (2004-2009)</p> <p>b) Continuation of Positive Environment Kingston to develop the potential of local organisations to implement environmental actions. Organisations involved will develop Environmental Action Plans prioritising areas such as local produce, energy saving, recycling, green energy, cycling.</p> <p>c) Energy Strategy: Kingston's energy strategy is currently being prepared and is due for completion by the end of FY08/09. The strategy steering group is formed of Council officers or contracted staff who have been chosen as asset holders and service providers from across all directorates. The objectives of the new strategy are:</p> <ul style="list-style-type: none"> • Raise awareness of energy sources available to meet our daily needs. • To develop a sensible, managed and integrated approach to energy supply and demand that aims to optimise the advantages and disadvantages of the different sources of energy. • To tackle climate change by reducing CO2 emissions from energy supply and demand. • To address the issues of secure and affordable energy to meet the operational needs of the Council, outside organisations and residents. • To develop accountability and responsibility for future implementation. <p>The main milestones are as follows:</p> <ul style="list-style-type: none"> • Initiation of the Energy Strategy Steering Group (May) • Consultation stakeholder event (September) • Public Consultation (September) 	<ul style="list-style-type: none"> • Kingston Council. • A range of local stakeholders including (but not limited to) Kingston Voluntary Action, Kingston Chamber of Commerce, Kingston University, Learn English at Home, Kingston Advocacy Group, Refugee Action Kingston. 	-	Yes

<ul style="list-style-type: none"> • 1st Draft of Energy Strategy submitted to Executive then Neighbourhood Committees (October / November) • 1st Draft of Energy Strategy circulated to key stakeholders for information and comment (October) • Development of Energy Strategy Implementation Plan and Council Energy Management Plan (November) • Future role of Steering Group (December) • 1st Draft of Energy Strategy submitted to Scrutiny (December) • Final Energy Strategy and Implementation Plan to Executive (February) 			
<p>Building Research Establishment: Ongoing monitoring of private housing condition including thermal comfort and fuel poverty.</p> <p>The latest estimates were provided by BRE in June. A summary of the results is provided below.</p>	<ul style="list-style-type: none"> • BRE • Kingston Council. 	-	Every 2/3 years for monitoring

Ward	Dwellings (private)	Inadequate thermal comfort	SAP less than 35	Fuel poverty
Alexandra	3223	18%	14%	11%
Berrylands	3576	26%	13%	8%
Beverley	3258	20%	14%	9%
Canbury	3542	23%	21%	6%
Chessington North and Hook	2844	18%	11%	10%
Chessington South	3367	20%	9%	7%
Coombe Hill	3148	25%	16%	6%
Coombe Vale	3227	19%	15%	8%
Grove	3333	29%	16%	5%
Norbiton	2493	25%	15%	8%
Old Malden	3123	18%	12%	10%
St James	2976	18%	13%	10%
St Mark's	3984	30%	15%	9%
Surbiton Hill	4232	32%	16%	7%
Tolworth and Hook Rise	3284	21%	11%	8%
Tudor	3165	21%	14%	7%

<p>Universal Coldbusters Plus: Continuation of South-West London Universal Coldbuster Grant Scheme in partnership with 6 other local authorities (Croydon, Lambeth, Merton, Richmond, Sutton, Wandsworth). The scheme disburses regional housing funding to improve energy efficiency in 'priority' and vulnerable households. Creative Environmental Networks manage the scheme on behalf of the partners and are responsible for delivering all elements of the process, from promotion to installations. Low energy light bulbs are supplied to grant applicants on completion of works.</p> <p>Kingston Coldbusters 2007/8: 160 grants were paid. This equates to £496,987 total expenditure (Owner occupied: £415,363; Private rented: £81,624). As part of this activity a number of Warm Front and CERT grants were also levered-in.</p>	<ul style="list-style-type: none"> • Government Office for London. • Creative Environmental Networks. • South-West London Housing Sub-Region. • London Development Agency. • Greater London Authority. • British Gas. 	£496,987	Yes
---	---	----------	-----

<p>Councils own stock: During 2007/8 a total of £1.61m was spent on improving the energy efficiency of Kingston's social housing as part of ongoing maintenance programmes. This included:</p> <ul style="list-style-type: none"> Boilers/Central Heating: £1,178,491 Energy Efficiency: £332,232 Windows and Doors: £105,607 <p>The Council is also partnering with Landmark Energy to facilitate CERT funded insulation measures.</p>	<ul style="list-style-type: none"> Kingston departments. Landmark Consultants. EEC. 	<p>Council Energy</p>	
<p>Housing associations: During 2007/8 housing associations with properties in the Borough installed 17 energy saving measures at a cost of approximately £57,000. This included:</p> <ul style="list-style-type: none"> 6 New boilers 11 central heating systems <p>Please note that these figures were obtained from a (voluntary) survey conducted for the 12th HECA report. Unfortunately only two replies were received, of which one said that no action had been taken. Whilst we cannot be clear on the level of activity during the period covered by this report we must assume that additional measures were installed and as such the figures above underestimate the actual situation. In total we attempted contact with 33 Has/RSLs.</p>	<ul style="list-style-type: none"> Threshold Housing Ltd. Kingston Churches Housing Association. Kingston Churches Action on Homelessness. Thames Housing Association. 	<p>£57,000</p>	<p>Yes</p>
<p>London HECA Forum: Membership of Local Authorities liaison group. Group actively engages involvement with Greater London Energy Efficiency Network (GLEEN).</p>	<ul style="list-style-type: none"> London Local Authorities. GLEEN. Creative Environmental Networks. 	<p>Voluntary Local Authority Subscription</p>	<p>Yes</p>
<p>Standard Eight: Participation in National Service Framework for Older People "Standard Eight" with particular reference to Fuel Poverty. Development of Active Ageing Strategy and Action Plan.</p>	<ul style="list-style-type: none"> Local Councillor. Primary Care Trust. Healthy Kingston Co-ordinator. Age Concern. 	<p>-</p>	<p>Yes</p>
<p>Houseproud: Borough participation in national Houseproud scheme for repair, improvement or adaptation of homes including energy efficiency. Applicable to homeowners aged 60 or over or homeowners who have within their household a disabled person of any age.</p>	<ul style="list-style-type: none"> Home Improvement Trust (HIT) local contractors 	<p>Referral and partial administration by HIT</p>	<p>Yes</p>
<p>Data Collection: The Council partnered with the Energy Saving Trust advice centre (ESTAC) for London to provide free and impartial advice to Kingston residents. The ESTAC conducted a large scale mailing across many London boroughs in January.</p> <p>This activity was designed to promote complete of the Home Energy Check (HEC) survey that provides residents with a free home energy report and an unofficial Energy Performance Certificate.</p> <p>As part of this activity 23,000 households (approx. 40% of the total) were mailed in</p>	<ul style="list-style-type: none"> Energy Saving trust advice centre 	<p>No cost to Council</p>	<p>Yes</p>

Kingston (n.b. areas with high social housing were avoided). A total of 596 responses were received giving an overall response rate of 2.6%. Of these 37% were aged over 60 and 21% were on mean tested benefits. The following table breaks down the mailing by ward.

Ward	No. mailings	No. returns	% response rate
Alexandra Ward	1,125	19	1.7%
Berrylands Ward	1,854	56	3.0%
Beverley Ward	541	8	1.5%
Canbury Ward	2,616	61	2.3%
Chessington North and Hook Ward	348	8	2.3%
Chessington South Ward	851	20	2.4%
Coombe Hill Ward	778	28	3.6%
Coombe Vale Ward	594	16	2.7%
Grove Ward	2,910	75	2.6%
Norbiton Ward	2,559	68	2.7%
Old Malden Ward	575	14	2.4%
St. James Ward	81	1	1.2%
St. Mark's Ward	3,285	95	2.9%
Surbiton Hill Ward	2,625	82	3.1%
Tolworth and Hook Rise Ward	928	15	1.6%
Tudor Ward	1,329	30	2.3%
TOTAL	22,999	596	2.6%

A few key statistics are provided here for information (n=628¹):

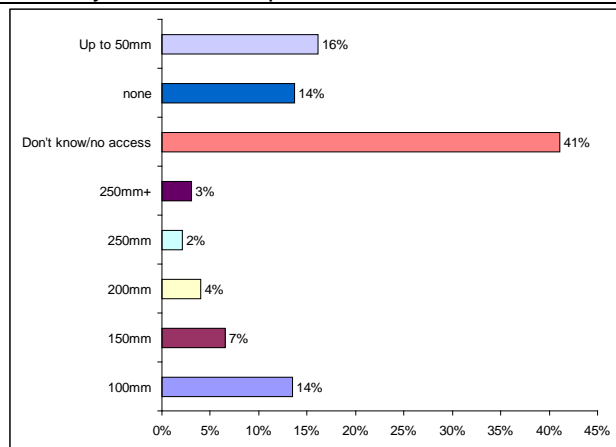


Figure 1: Existing loft insulation

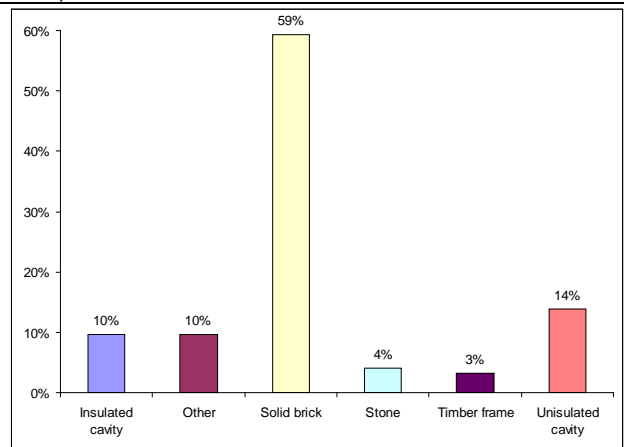


Figure 2: Construction type and wall insulation

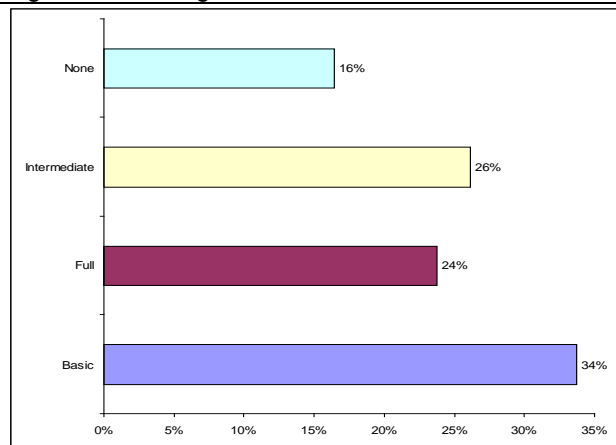


Figure 3: Use of heating controls

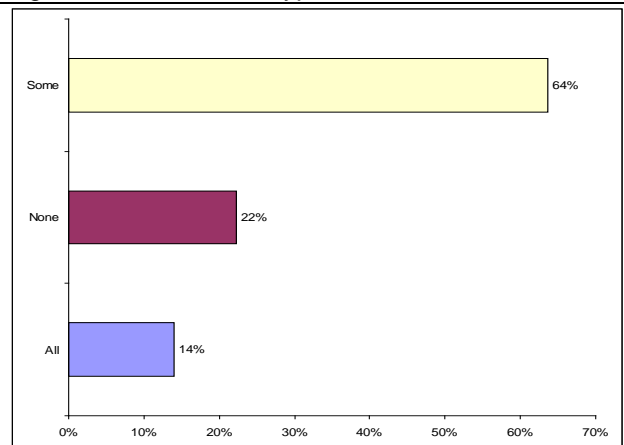


Figure 4: Use of low energy lighting

¹ The base used here differs to the 596 reported in the table above due to time differences between analysis.

<p>National grants: The Council has supported Warm Front during 2007/8 and has met with representatives of Eaga to discuss promotional opportunities. During 2007/8 178 households in Kingston received assistance from Warm Front. As part of these 582 costed items were provided at a cost of £93,185.90. The breakdown of measures installed is shown in the tables below.</p>	<ul style="list-style-type: none"> Warm Front (EAGA) 	<p>£93,185.90</p>	<p>Yes</p>
---	---	-------------------	------------

Measure Category	Households	Percentage of Households
Boiler Replacement Gas	26	14.61 %
Cavity Wall Insulation	12	6.74 %
CFL	178	100.00 %
Draughtproofing	58	32.58 %
Electric Storage Heating	3	1.69 %
Gas Central Heating	2	1.12 %
Heating Repairs	5	2.81 %
Loft Insulation	81	45.51 %
Material Supply	36	20.22 %
Tank Jackets	14	7.87 %
Total Households	178	

Figure 5: Summary of measures installed

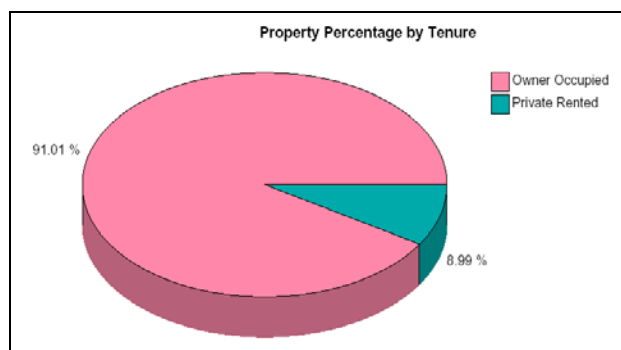


Figure 6: Households assisted - tenure

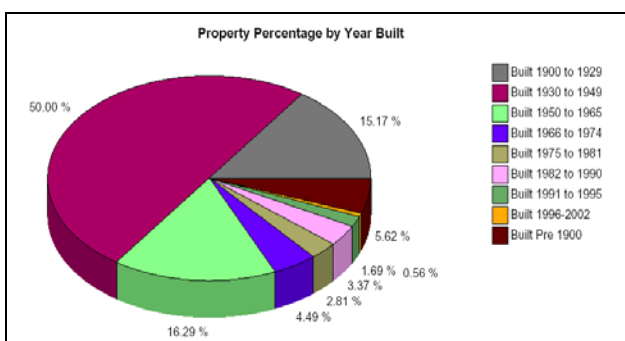


Figure 7: Households assisted – property age

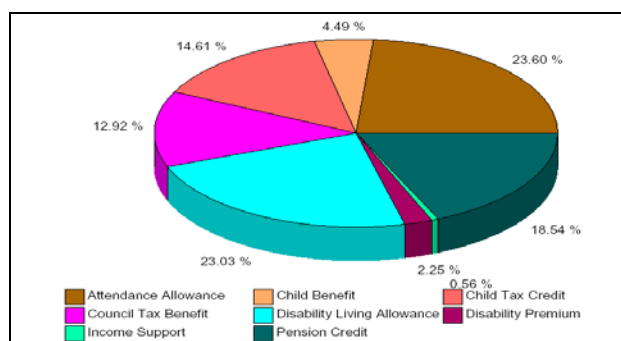


Figure 8: Households assisted – property age

Since 2001/2, 739 households in the Borough have received Warm Front grants and over 2,000 measures have been installed.

Main measures installed (excl. Labour and materials)	2001/2	2002/3	2003/4	2004/5	2005/6	2006/7	2007/8	Total
Cavity wall insulation	12	8	13	8	10	7	12	70
Low energy light bulbs	97	76	89	79	94	108	178	721
Draught proofing	76	48	49	47	45	40	58	363
Electric central heating	1	3	7	1	4	0		16
Gas central heating	9	6	5	5	4	1	2	32
Hot water tank jacket	26	15	15	13	7	7	14	97
Loft insulation	38	29	50	42	42	50	81	332
Repairs	7	11	23	11	21	0	5	78
Replacement boiler	0	11	23	11	18	15	26	104
Electric heaters			5			4	3	9
Wall heating			1					1
Warm air heating					1			1
Total households	108	82	90	79	94	108	178	739
Total measures	266	207	280	217	246	232	582	2030
Ratio households to measures	2.5	2.5	3.1	2.7	2.6	2.1	3.3	2.7

<p>Travel awareness - Good Going campaign: Awareness raising, events and advice to help promote sustainable travel. Including:</p> <ul style="list-style-type: none"> • Walk to work day • Free bike maintenance courses • Women on wheels social rides • Walking buses • Bike week • Walk once a week campaign • In Town Without My Car Day • Cycling Information Evening <p>As a result of these activities Kingston was recognised as the 'Sustainable Borough of the Year' by Transport for London. The Council also scooped Travel Awareness Event of the Year for the Walk to Work campaign.</p>	<ul style="list-style-type: none"> • Environmental Services. • Environmental Health. 	-	Yes						
<p>Kingston Home Visitors: Run by Creative Environmental Networks in partnership with Kingston Council, two rounds of Home Visiting have now taken place in Kingston. The most recent, 22nd October to 16th November 2007, targeted the KT6 and KT9 postal code areas. The project aims to help residents keep warm, save money on their fuel bills and feel more secure in their homes. CEN's Home Visitors delivered free impartial home visits (in response to an initial mailing) offering a package of assistance including:</p> <ul style="list-style-type: none"> • A home energy survey. • Practical energy efficiency advice. • Heating, insulation and draught proofing grant applications and discount schemes. • Demonstration/setting of heating controls. • Advice on energy supply switching. • Benefit entitlement referrals. • Fuel debt alleviation advice and grant applications. • Fire safety and home security. <p>The programme is fully funded by CEN using funding levered in from the EnergySmart boiler scheme. The results for round 2 of this scheme were as follows:</p> <ul style="list-style-type: none"> • 75 home visits were undertaken. • 25 referrals to fully funded energy grant schemes were made. • 44 referrals to discount energy schemes were made. <table border="1" data-bbox="167 1787 705 1953"> <tr> <td>Coldbusters</td> <td>10</td> </tr> <tr> <td>Warm Front</td> <td>15</td> </tr> <tr> <td>EEC Able to pay schemes</td> <td>44</td> </tr> </table>	Coldbusters	10	Warm Front	15	EEC Able to pay schemes	44	<ul style="list-style-type: none"> • Creative Environmental Networks. • Various community groups including. • Kingston Carers Network. • Various Kingston Council departments. 	Funded by Baxi via the Energy-Smart discount boiler scheme.	Yes
Coldbusters	10								
Warm Front	15								
EEC Able to pay schemes	44								

b) activities planned in 2008/09 and not mentioned in a) above			
Activity	Who is involved?	Partners' contribution (£) in 2007/08	Will this continue into 2008/09?
Warm Front promotion: We recently met with Eaga to explore how Warm Front could be better promoted in the Borough. Several options exist, including a mailing to eligible residents, high street events, editorial and advertising. These options will be revisited shortly and a plan of action created.	<ul style="list-style-type: none"> • Various Kingston Council departments. • Eaga. • Creative Environmental Networks. • Various community groups. 	£1-2k	TBC
Coldbusters: The spending review may trigger changes in the way that regional housing funding is delivered. This may necessitate changes in the way existing grant programmes are managed. All options will be explore more fully at the appropriate time.	<ul style="list-style-type: none"> • Various Kingston Council departments. • SW London Regional Housing Board. • Creative Environmental Networks. 	-	TBC
Energy Strategy Implementation Plan: This plan will accompany the Energy Strategy which is currently being prepared for public consultation. Once the final plan has been adopted a series of activities will be required and it is assumed some of these will fall under the remit of the HECA officer.	<ul style="list-style-type: none"> • TBC 	TBC	TBC
Fuel Poverty Strategy: The Council is also considering developing a fuel poverty strategy to accompany the Energy Strategy. Again, the tasks required for the accompanying implementation plan.	<ul style="list-style-type: none"> • TBC 	TBC	TBC

5a. Does your authority have an affordable warmth/fuel poverty strategy?

YES NO

5b. If you answered no to question 5a, do you have plans to develop an affordable warmth/fuel poverty strategy?

YES NO

5c. If you answered yes to question 5a or 5b, please briefly describe below how you are taking forward or planning to take forward a fuel poverty/affordable warmth strategy and advise on successes to date, key partners and anticipated future developments, with a particular emphasis on private sector housing stock.

The original Fuel Poverty Report produced by the Council recognised how reduction in fuel bills, affordable warmth, health and living conditions are related. The key elements of the strategy are targeting and provision of resources to alleviate fuel poverty. To continue to address the issue a number of existing strategies remain in place and new ones are under development.

Continuation of:

- Targeted grant scheme "Coldbusters" promoted to benefit claimants through Council Tax mailings providing measures such as mini-central heating systems, cavity wall and loft insulation.
- Promotion of Eaga Partnership "Warm Front Team" government grants.
- Healthy Kingston Co-ordinator staff appointment to communicate relevant information internally and with external organisations eg Health Authority and voluntary groups.
- The "Houseproud" equity release scheme identified in 4a) will assist those residents who are "asset rich" but who may not have immediate financial resources available to address fuel poverty.
- Active Ageing Strategy and Action Plan within National Service Framework for Older People "Standard Eight" which will include addressing Fuel Poverty.
- Use of Building Research Establishment report (see 4a) regarding private housing condition to target and monitor fuel poverty.
- Continued engagement with the Energy Saving Trust advice centre for London to leverage free/low cost and large-scale awareness raising and advice provision to all residents (e.g. the HEC mailings that have taken place during 2008).

Latest developments: A fuel poverty workshop was held during October to identify possible stakeholders for a fuel poverty strategy. The development of this strategy falls under the remit of the housing department and this will be looked into during the next few months.

6. Please indicate below, for the period 1 April 2007 to 31 March 2008, the percentage improvement in energy efficiency recorded for each of the four housing sectors shown. In each case, please also indicate the resulting

annual reduction in CO₂ emissions and the costs involved. If you do not have the information available by sector, please ensure that you provide overall totals for each column in the table below.

Sector of housing	% improvement in energy efficiency achieved in 2007/08	Reduction in CO ₂ emissions 2007/08 (tonnes)	Cost of the measures in 2007/08	
			Cost to your authority £ millions	Overall cost £ millions
Total for each sector April 2007 to March 2008:				
Owner/Occupied	3.60	7,864		26.8
Local Authority	5.50	917		3.5
Private Rented	2.80	675		4.5
Housing Associations	2.30	178		0.6
OVERALL TOTAL FOR HOUSING, APRIL 2007 TO MARCH 2008				
	3.60	9,633		35.4

Any qualifying comments on the figures should be included here:

7. Please indicate at (a) the annual percentage improvement (i.e. the reduction in consumption in GJ based on standard occupancy reported in each of the previous progress report periods and, at b) the overall progress recorded up to 31 March 2008. Please add any supplementary information below.

Please note that the figure entered at (b) will NOT be a sum of the figures entered at (a). Please see paragraph 26 of the accompanying guidance.

(a1) Progress reported between 1 April 1996 and 30 June 1997 (1 st progress report)	1.43 %
(a2) Progress reported between 1 April 1997 and 31 March 1998 (2 nd progress report)	1.22 %
(a3) Progress reported between 1 April 1998 and 31 March 1999 (3 rd progress report)	1.95 %
(a4) Progress reported between 1 April 1999 and 31 March 2000 (4 th progress report)	2.79 %
(a5) Progress reported between 1 April 2000 and 31 March 2001 (5 th progress report)	1.92 %
(a6) Progress reported between 1 April 2001 and 31 March 2002 (6 th progress report)	2.02 %
(a7) Progress reported between 1 April 2002 and 31 March 2003 (7 th progress report)	2.25 %
(a8) Progress reported between 1 April 2003 and 31 March 2004 (8 th progress report)	1.71 %
(a9) Progress reported between 1 April 2004 and 31 March 2005 (9 th progress report)	2.11 %
(a10) Progress reported between 1 April 2005 and 31 March 2006 (10 th progress report)	2.49 %
(a11) Progress reported between 1 April 2006 and 31 March 2007 (11 th progress report)	2.80 %
(a12) Progress reported between 1 April 2007 and 31 March 2008 (this progress report)	3.60 %
(b) Overall improvement in energy efficiency from 1 April 1996 to 31 March 2008	*26.29 %
Any qualifying comments or supplementary information should be included here:	
<p>1. * Annual percentage improvements are indicated against the 1996 baseline figure as all previous reports, therefore b) is the sum total.</p>	

Before returning this form to your Government Office it must be authorised by the Chief Executive of your authority.

I confirm that I have seen and agreed this report of the progress made by this authority to implement its energy efficiency report as required under the Home Energy Conservation Act 1995.

Signature, Chief Executive

Name

Authority

date