

School Improvement, Standards of Attainment and Pupil Progress 2011

**PART 1
ASSESSMENTS
NATIONAL CURRICULUM TESTS
AND EXAM RESULTS**

DRAFT

Learning and Children's Services

2011 SCHOOL NATIONAL CURRICULUM TESTS AND EXAM RESULTS

Compared to 2010 there have been good improvements at most Key Stages. In particular Kingston is now ranked 4th nationally for the proportion of children achieving Level 4 or above in both English and mathematics at Key Stage 2 and the schools' reported results for 5 A*-C grades, including English and mathematics are once again the best ever for Kingston. At Key Stage 1 girls are ranked 1st for mathematics at L3+. However there are some aspects of performance which have declined slightly. These aspects are targeted for intervention in the Children and Young People's Plan 2010-2013, Service and Team Plans.

Foundation Stage Profile data has not yet been validated, but as it is based on teacher assessment provided by schools there is likely to be little change once validated data is released. The same is true for Key Stage 1 data. The data for Key Stage 2 may well improve further as schools receive remark requests back later this month. Data shown in this document for both Key Stage 4 and Key Stage 5 is school reported data and therefore should be treated with some caution. Kingston will receive an update to both of these Key Stages later this month.

This report is Part 1 of the Local Authority's 'Annual Report on School Improvement, Standards of Attainment and Pupil Progress'. It will be updated as results become validated. Part 2 of the report will detail the Local Authority's performance in closing inequality attainment gaps. If you have any queries or would like to discuss the report please contact tina.herring@rbk.kingston.gov.uk Both reports will be available on the RBK website.

Contents

Early Years Foundation Stage	4
Key Stage 1	6
Key Stage 2	8
Key Stage 4	11
Key Stage 5	15
Looked After Children	15

UNVALIDATED DRAFT

Early Years Foundation Stage

Attainment at the end of Early Years Foundation Stage, age 5

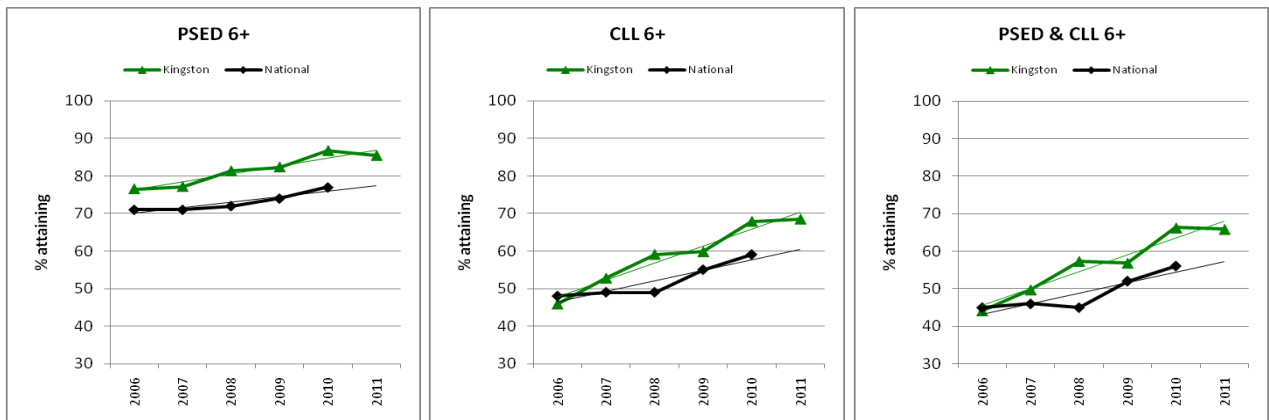
The EY Foundation Stage Profile provides an assessment point for children at the end of Reception Class. There are two key measures: the percentage of children achieving 6 points or more in a range of aspects of development, which is the national expectation, and the percentage of children achieving 8 points or more, which is above average.

EYFSP results in 2011 show that high levels of attainment have been maintained and the good improvement in 2010 sustained. The achievement of 78+ points overall with scores of 6+ points in communication, language and literacy (CLL), and personal and social development (PSED) is considered to be the best indicator of success in the next stage of education. In Kingston, this measure has improved by 16% points over the past 4 years to reach 66% and the target was exceeded. The slight increase in pupils achieving 6+ points in CLL and 78 points overall is encouraging and targets were broadly met.

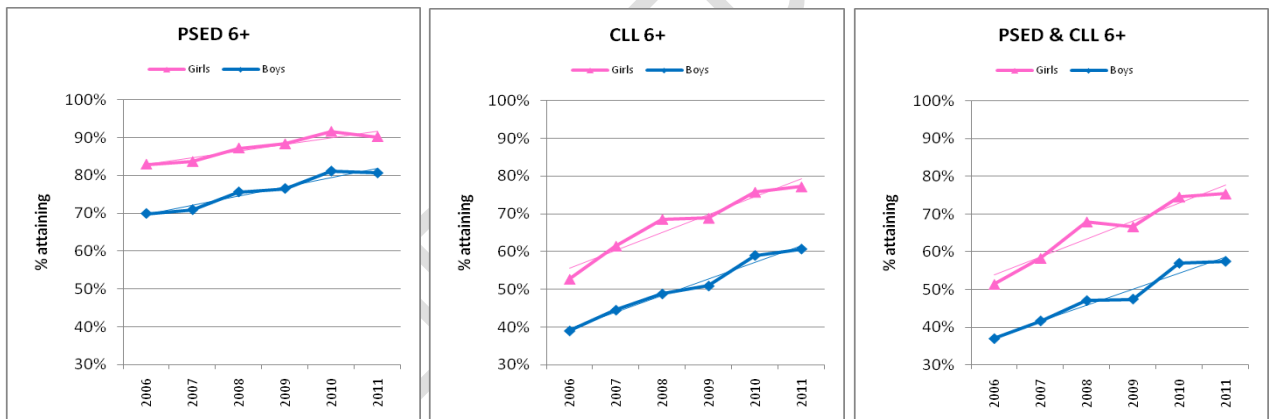
Summary of Results and Statutory Targets

All Schools and PVIs	Results				Targets
	2008	2009	2010	2011	2011
% scoring 6 or more in all PSED scales	81.3	82.3	86.7	85.4	86
% scoring 6 or more in all CLL scales	59.1	59.8	67.9	68.5	64
% scoring 6 or more in all PSED <u>and</u> CLL scales	57.4	56.9	66.3	65.9	62
% with total 78 points or more	81.6	82.5	85.4	86.2	85
% achieving total 78+ pts <u>and</u> 6 or more in all PSED <u>and</u> CLL scales	57.4	56.9	66.0	65.9	62
Median Score of <u>all children</u>	94	94	96	95	97
Mean Score of <u>lowest 20% of children</u>	64.8	64.6	68.6	67	71
% gap between mean score of lowest 20% and median score of all children	31.0	31.3	28.5	29.4	26.8

The line graphs below show the trend of improvement over recent years. There has been a slight one year decline in these measures for Kingston in 2011. However standards remain above national and the trend of improvement over time is steeper than the national trend.



There are differences between boys' and girls' attainment. Girls' scores are much higher than boys in all aspects of development except Mathematics 8+ and Knowledge and Understanding of the World. The gender gap is especially wide for Communication, Language and Literacy and Writing. These overall patterns of attainment continue despite well regarded interventions and good impact in individual schools.



Key Stage 1

Attainment at the end of Key Stage 1, age 7

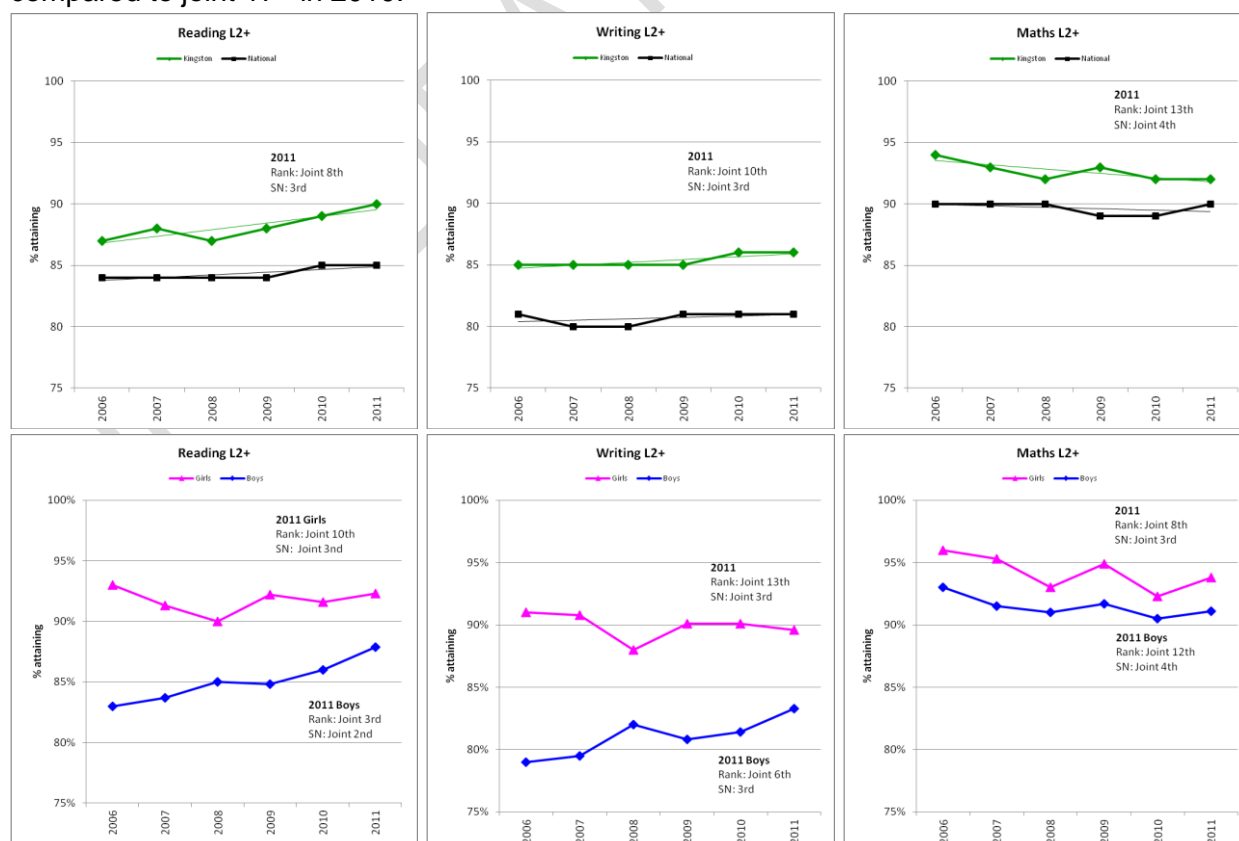
In 2011, at Key Stage 1 standards remain high. Key Stage 1 performance at both Level 2+ and Level 3+ is well above national and results show there was improvement in reading at Level 2+ and all subjects at Level 3+.

Attainment: Level 2 and Above

In reading, results show 90% of children attained Level 2+, the expected level for 7 year olds. 86% attained Level 2+ in writing and 92% attained Level 2+ in mathematics. Compared to 2010, results improved by 1% point in reading and high standards were maintained in writing and in mathematics. Kingston scores above the national average for each subject, 5% points above in reading, 5% points above in writing and 2% points in mathematics.

% L2+	2008		2009		2010		2011	
	LA	Nat	LA	Nat	LA	Nat	LA	Nat
Reading	87	84	88	84	89	85	90	85
Writing	85	80	85	81	86	81	86	81
Mathematics	92	90	93	89	92	89	92	90

In reading, Kingston's national ranking is joint 8th compared to joint 11th in 2010. In writing, Kingston is joint 10th compared to joint 11th in 2010. In mathematics, Kingston is joint 13th compared to joint 17th in 2010.



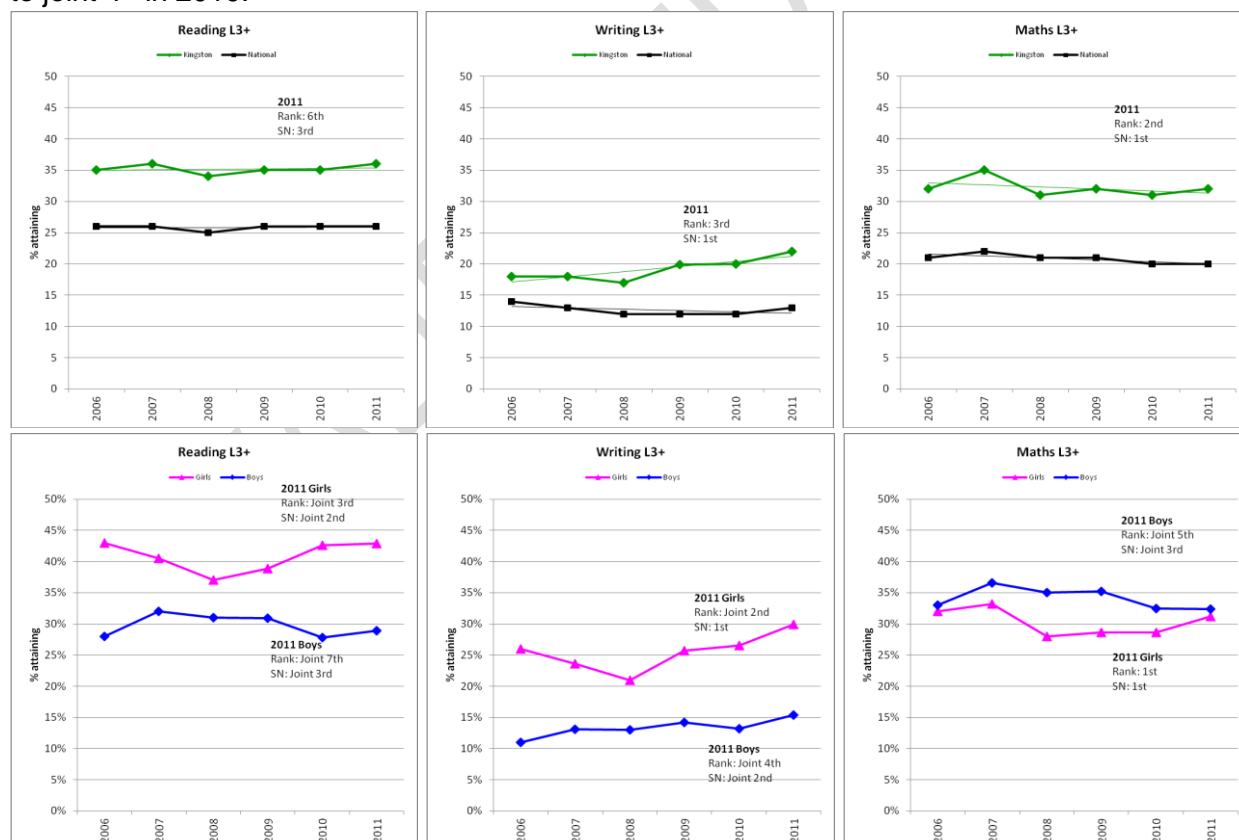
Girls' attainment has improved from 2010 in reading and mathematics but declined slightly in writing. Boys' results have improved in reading, writing and in mathematics.

Attainment: Level 3 and Above

In reading, results show 36% of children attained Level 3+, 22% attained Level 3+ in writing and 32% attained Level 3+ in mathematics. Compared to 2010, results improved by 1% points in reading, 2% points in writing and 1% point in mathematics. Kingston scores are well above the national average in each subject; 10% points in reading, 9% points in writing and 12% points in mathematics.

% L3+	2008		2009		2010		2011	
	LA	Nat	LA	Nat	LA	Nat	LA	Nat
Reading	34	25	35	26	35	26	36	26
Writing	17	12	20	12	20	12	22	13
Mathematics	31	21	32	21	31	20	32	20

National rankings at Level 3+ remain very high, joint 6th for reading compared to joint 4th in 2010, joint 3rd for writing compared to joint 2nd in 2010 and joint 2nd for mathematics compared to joint 4th in 2010.



Girls' attainment has remained high in reading and improved from 2010 in writing and mathematics; their national ranking in mathematics is joint 1st. Boys' results have improved in reading and writing, and standards remain high in mathematics.

Key Stage 2

Attainment at the end of Key Stage 2, age 11

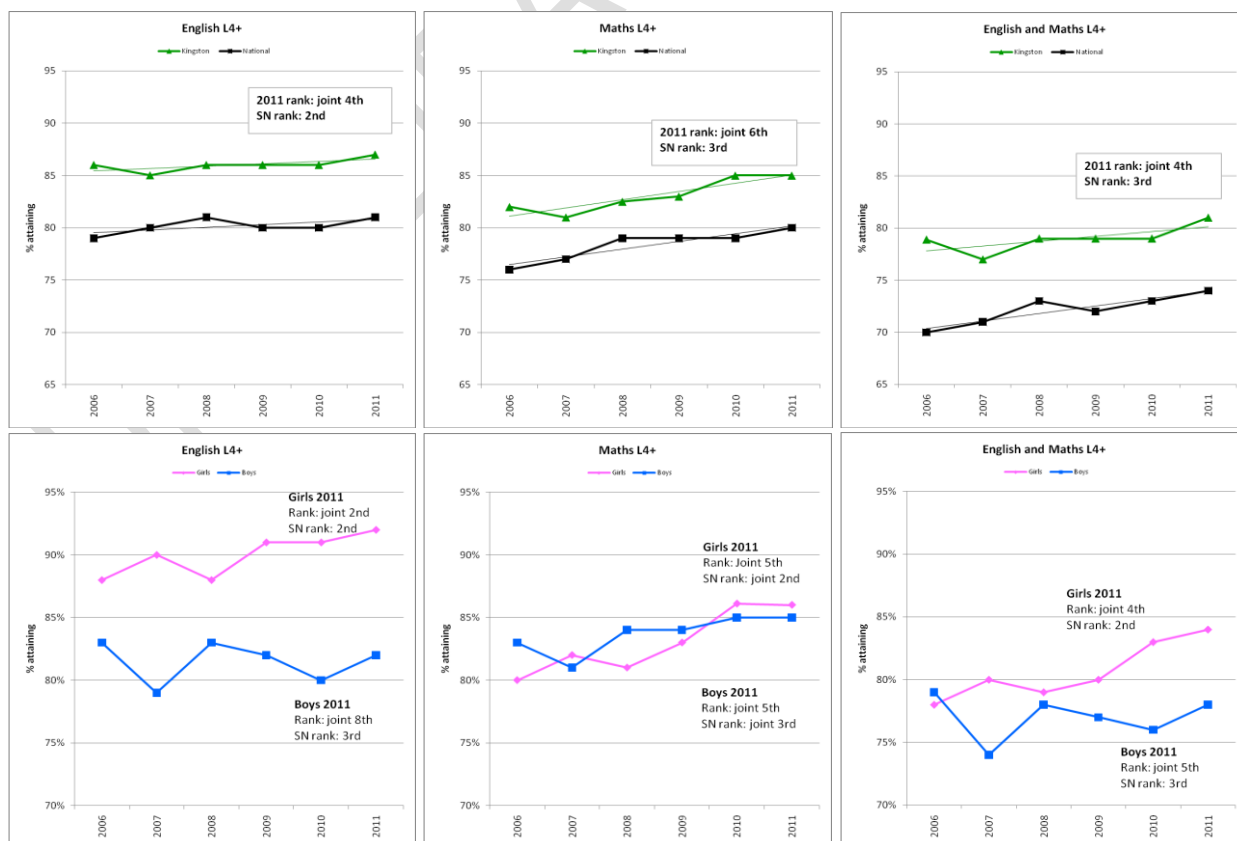
In 2011, standards at Key Stage 2 standards remain high. Results show Kingston is well above the national average.

Attainment: Level 4 and Above

In English tests 87% of pupils and in Mathematics tests 85% of pupils attained Level 4 or above, and 81% attained Level 4+ in both English and Mathematics (the national target for pupils aged 11). Results for this measure show an improvement of 2% points from 2010 but are still just below the local authority's published target. Results are 6% points above the national average for English, 5% points for Mathematics, and 7% points for the combined measure of both English and Mathematics.

% L4+	2008		2009		2010		2011		
	LA	Nat	LA	Nat	LA	Nat	LA	Nat	Target
English	86	81	86	80	86	80	87	81	n/a
Mathematics	83	79	83	79	85	79	85	80	n/a
Eng & Maths	79	73	79	72	79	73	81	74	85

Results show that Kingston's national rank is joint 4th in English compared to joint 7th in 2010. In mathematics Kingston is joint 6th compared to joint 7th in 2010. In the combined measure of both English and Mathematics Kingston is joint 4th compared to joint 11th in 2010.



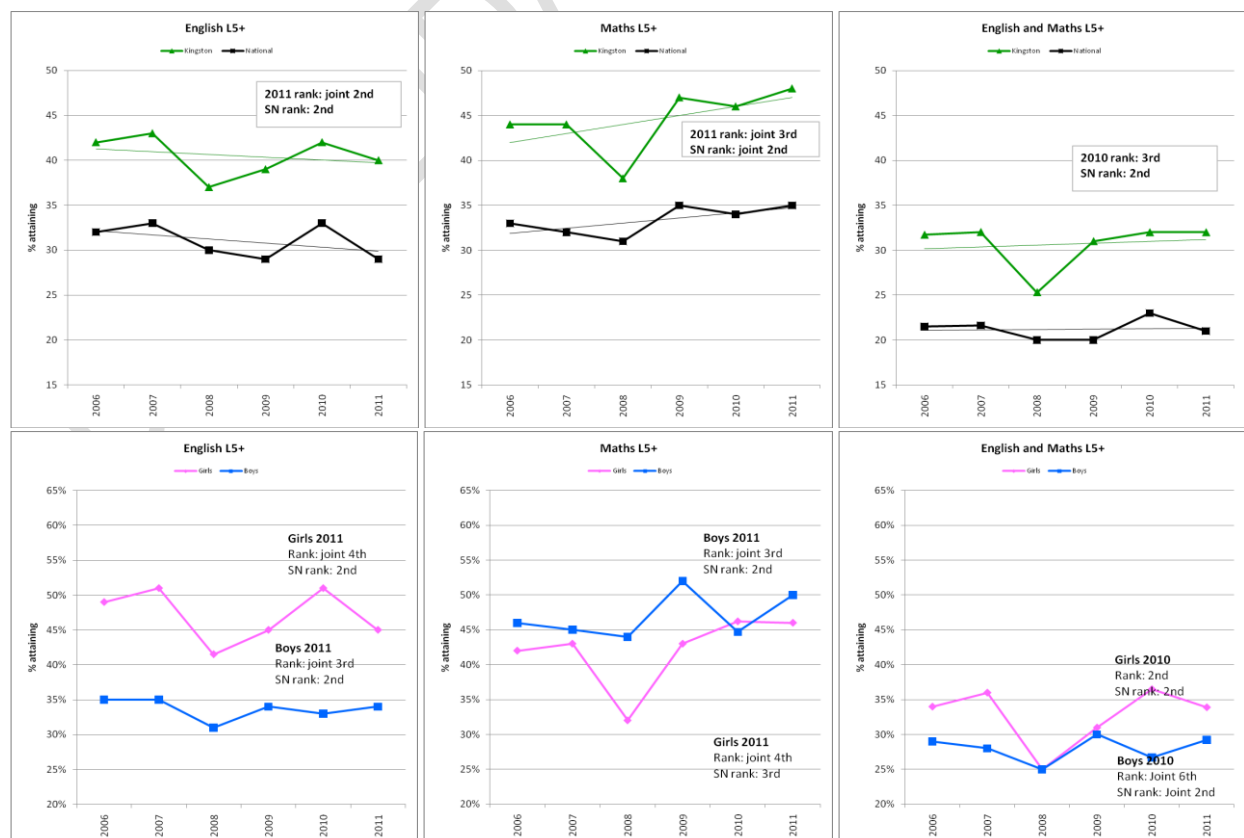
Results show both girls' and boys' attainment has improved in English by 1% point and 2% points respectively; been maintained in mathematics and improved in the combined measure of both English and mathematics similarly to the English improvement. Nationally, girls rank joint 2nd for English (up from 3rd in 2010), joint 5th for mathematics (up from 6th) and joint 4th for combined measure of English and mathematics (up from 5th). Boys rank joint 8th for English (up from 17th), joint 5th for mathematics (up from 11th) and joint 5th for combined measure of English and mathematics (up from 16th).

Attainment: Level 5 and Above

In English tests 40% of pupils attained Level 5+; in mathematics 48% attained Level 5+ and in the combined measure for both English and mathematics 32% attained Level 5+. Results improved by 2% points in mathematics, were maintained for the combined measure but declined by 2% points in English, mirroring the national trend. Results are 11% points above the national average in English, 13% points in mathematics and 11% points for the combined measure.

% L5+	2008		2009		2010		2011	
	LA	Nat	LA	Nat	LA	Nat	LA	Nat
English	37	30	39	29	42	32	40	29
Mathematics	38	31	47	34	46	34	48	35
Eng & Maths	25	20	31	20	32	23	32	21

National rankings at Level 5+ are very high. Kingston is ranked joint 2nd for English (up from 4th) and joint 3rd for mathematics (down from 2nd). Rankings have not yet been published for the combined measure.



Results at Level 5+ show that girls' results declined in English by 6% points; were maintained in mathematics and declined in the combined measure of English and Maths by 3% points. Nevertheless, girls are still ranked highly, joint 4th (down from 2nd) in English and joint 4th in mathematics (down from 2nd). Boys' performance improved in all three subjects, by 1% point in English by 5% points in mathematics and 2% points in the combined measure. Boys ranked joint 3rd in English (up from 5th) and joint 3rd in mathematics (up from 4th).

UNVALIDATED DRAFT

Key Stage 4

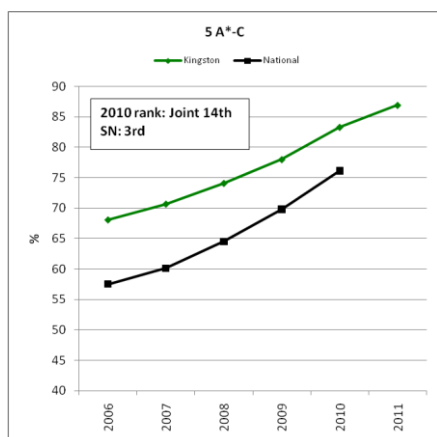
Attainment at the end of Key Stage 4, age 16

In 2011, GCSE results at Key Stage 4 are well above the national average and improving.

Summary of Key Stage 4 results compared to Statutory Targets

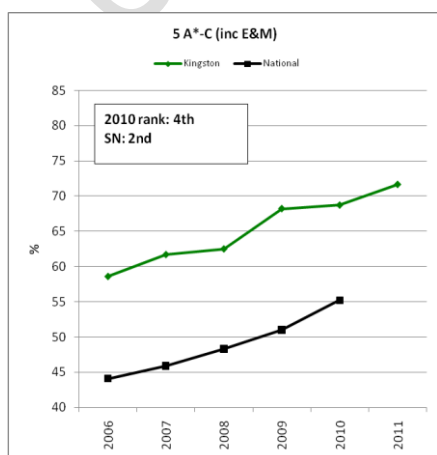
The table below indicates excellent overall improvement.

% Attainment at end of KS4	2008		2009		2010		2011		Target
	LA	Nat	LA	Nat	LA	Nat	LA	Nat	
5+ A*-C	74%	65%	78%	70%	83%	76%	87%		n/a
5+ A*-C inc Eng & Maths	63%	48%	68%	51%	69%	55%	71%		72%
5+ A*-G	94%	93%	94%	94%	96%	95%	95%		n/a
5+ A*-G inc Eng & Maths	93%	91%	94%	92%	96%	94%	95%		96%
1+ A*-G	97%	98%	97%	97%	98%	98%	97%		97%
Any qualification	98%	98%	99%	99%	100%	100%	97%		n/a
APS - uncapped	434	393	455	420	473	449			



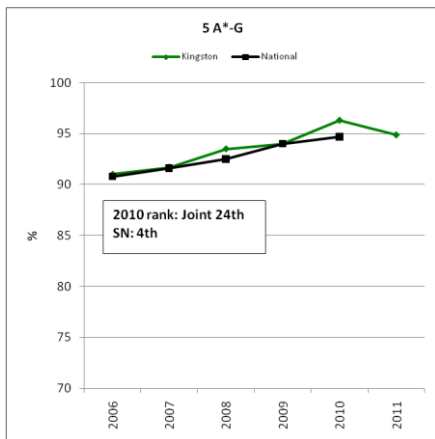
Attainment: 5 or more GCSE grades at A*-C

In 2011, 87% of pupils attained 5 or more GCSE grades at A*-C, compared to 83% in 2010 (and 74% in 2008). This is the highest level of attainment ever reached in Kingston. Standards have risen year on year since 2004 and the trend of improvement over time is excellent. Kingston's average is 11% points above the 2010 national average.



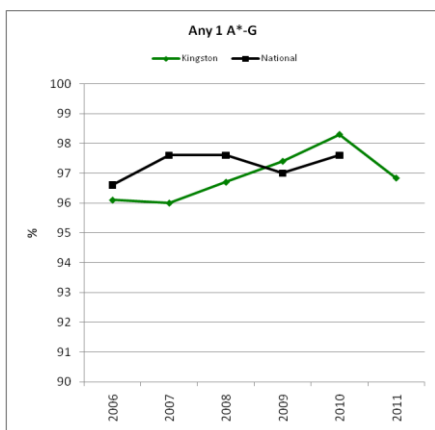
Attainment: 5 or more GCSE grades at A*-C including English and Mathematics

71% of pupils attained 5 or more GCSE grades at A*-C including English and mathematics which is a 2% point increase from 2010 (and 8% point increase from 2008). Kingston's 2011 average is 16% points above the 2010 national average. Kingston's target was met. Four schools made significant improvements in performance in this aspect.



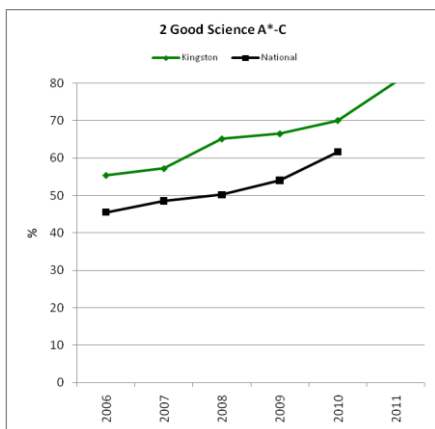
Attainment: 5 or more GCSE grades at A*-G

95% of pupils attained 5+ GCSEs at A*-G grades and 95% attained 5+ GCSE at A*-G grades including English and mathematics. Both measures show a 1% point decrease from the record levels reached in 2010.



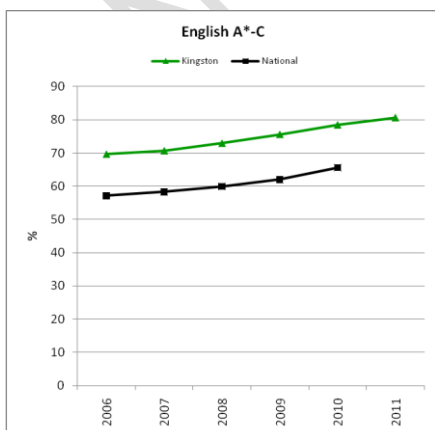
Attainment: 1 or more GCSE grades at A*-G

97% of pupils attained 1+ GCSE grade A*-G which is a 1% point decrease from 2010.



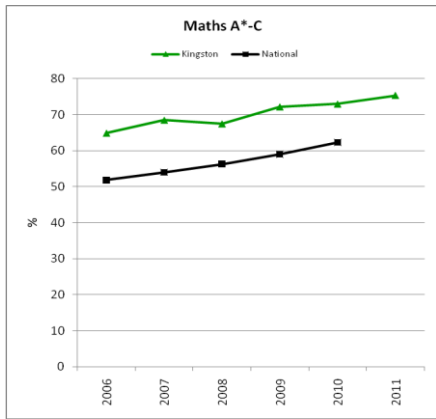
Attainment: 2+ GCSE A*-C in Science or equivalent

80% of pupils attained 2+ good Science GCSEs in 2011. This is a 10% point improvement on 2010 (and is 19% points above the 2010 national average).



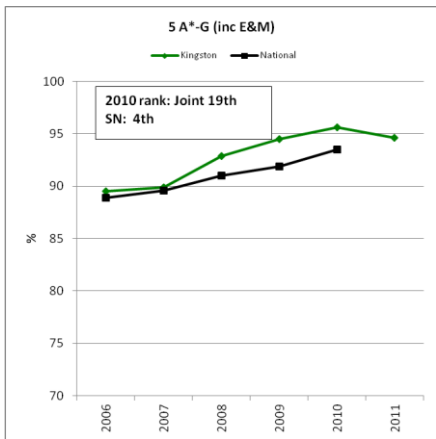
Attainment: 1+ GCSE A*-C in English

81% of pupils attained a good GCSE in English in 2011, which is a 3% point improvement and is 14% points above the 2010 national average.



Attainment: 1+ GCSE A*-C in Mathematics

In mathematics 75% attained a good GCSE. This is a 2% point improvement and is 13% points above the 2010 national average.



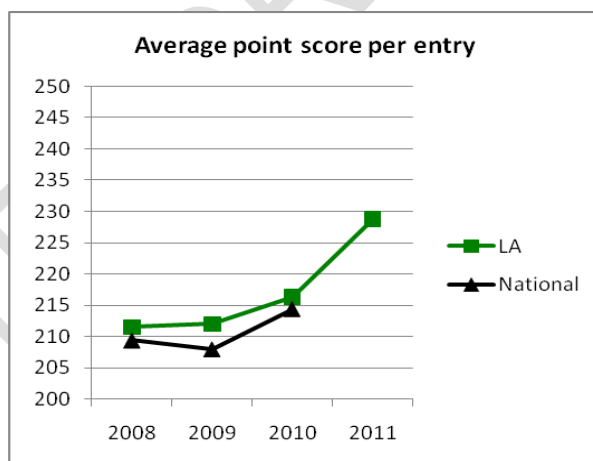
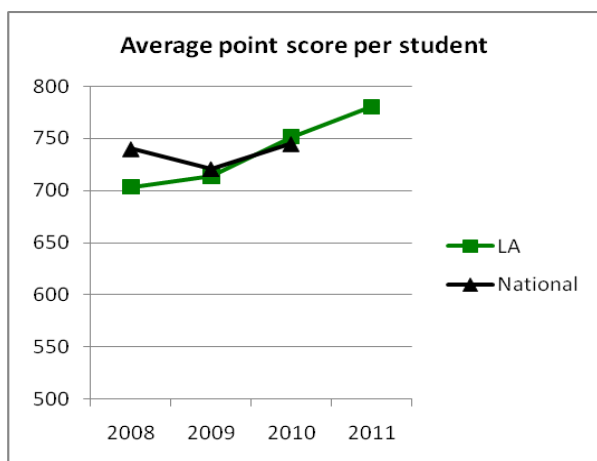
UNVALIDATED DRAFT

Key Stage 5

Attainment at the end of Key Stage 5

School reported results for 2011 show significant improvement from 2010. Standards are above national averages.

General and Applied A/AS or Equivalent Achievement	2008		2009		2010		2011	
	LA	Nat	LA	Nat	LA	Nat	LA	Nat
Average point score per student	704	740	714	721	752	727	780	
Average point score per entry	212	209	212	208	216	211	229	



Looked After Children

In 2011 five Looked After children or young people were educated in Kingston schools. One child was in Year 6, in a Primary school and four were in Year 11, in Secondary schools.

The Year 6 pupil reached L4+ in English, but only L3 in mathematics in the end of Key Stage 2 assessments. This child reached their targets.

At KS4, 75% achieved 5 or more GCSE A*-C grades including English and mathematics, these students were all in stable placements and most attended the same school throughout their secondary education. All reached or exceeded their targets. All of the students achieved 5 or more GCSEs at grades A*-G. Two girls achieved at least 7 A*-A grades.

UNVALIDATED DRAFT