

# Royal Kingston

## School Improvement, Standards of Attainment and Pupil Progress 2009

PART 1  
ASSESSMENTS  
NATIONAL CURRICULUM TESTS  
AND EXAM RESULTS

Provisional Report December 2009

Learning and Children's Services

## **2009 SCHOOL PROVISIONAL NATIONAL CURRICULUM TESTS AND EXAM RESULTS**

Results remain provisional and some are incomplete, however early indications are that standards in Kingston's schools remain outstanding overall.

There are good improvements on the previous year in several areas, most notably Key Stage 4. High performance has been maintained but some aspects of performance have declined slightly. These aspects are already targeted for intervention in the new Children and Young People's Plan 2010 - 2013.

Compared to 2008 the trend of improvement continues to be good at Foundation Stage. There are improvements in most areas at Key Stage 1 and standards are high. At Key Stage 2 standards went up in several areas, there are good gains at Level 5 to reverse the decline in 2008. Improvement was very strong at Key Stage 4 with almost 80% of all 16 year old attaining 5 GCSEs.

This report is Part 1 of the Local Authority's 'Annual Report on School Improvement, Standards of Attainment and Pupil Progress'. It will be updated as soon as revisions are available and results become validated. Part 2 will report on the Local Authority's performance in closing inequality attainment gaps. If you have any queries or would like to discuss the report please contact [tina.herring@rbk.kingston.gov.uk](mailto:tina.herring@rbk.kingston.gov.uk) Both reports will be available on the RBK website.

# Contents

Foundation Stage .....	4
Key Stage 1 .....	6
Key Stage 2 .....	8
Key Stage 3 .....	11
Key Stage 4 .....	11
Children in Care .....	14

# Foundation Stage

## Attainment at the end of Foundation Stage, age 5

The Foundation Stage Profile provides an assessment point for children at the end of Reception Class. There are two key measures: the percentage of children achieving 6 points or more in a range of aspects of development, which is the national expectation, and the percentage of children achieving 8 points or more, which is above average.

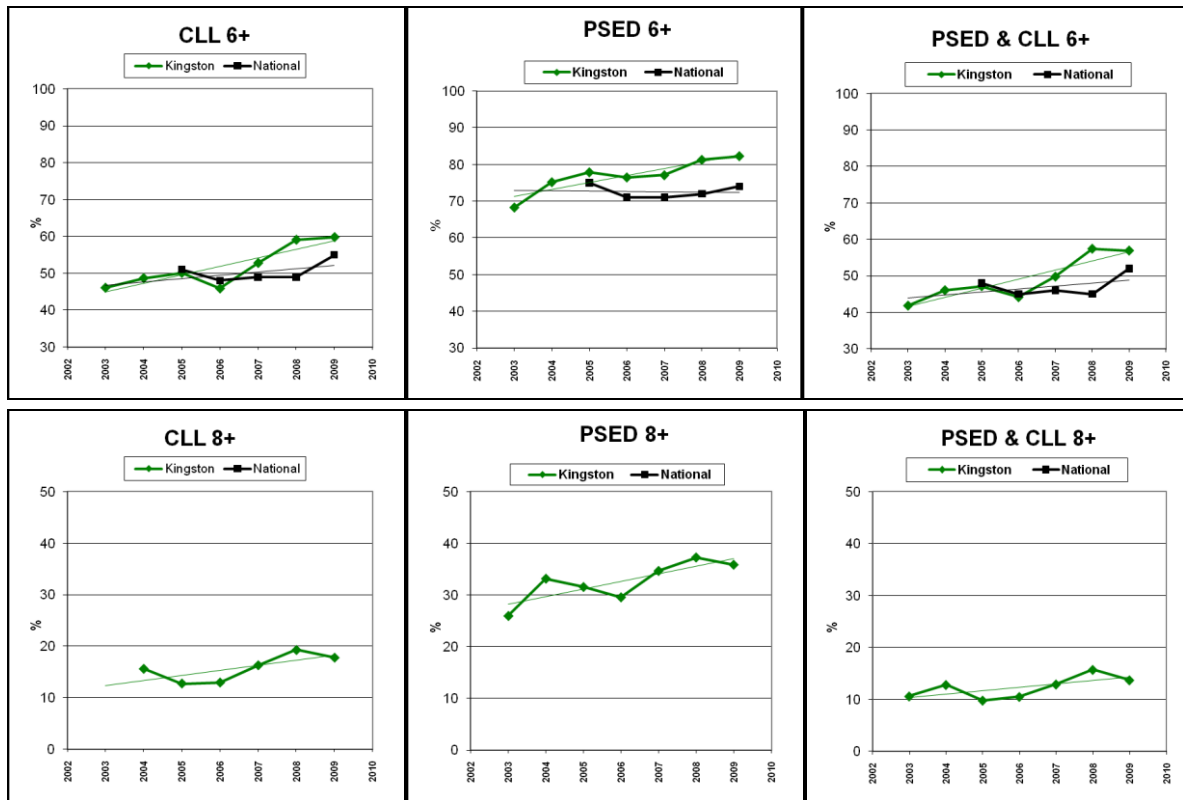
In 2009, standards at 6+ and 8+ points are outstanding; they exceed national averages, and there has been good improvement or the maintenance of high standards in most aspects of learning. However, at the higher level of 8 points, there has been some decline compared to 2008.

82.4% of children achieved a total Foundation Stage Profile score of 78 points or more which is a 4% increase over two years to remain above national average but this result is 1.6% below the LA target. The achievement of 78+ points overall with scores of 6+ points in communication, language and literacy, and personal and social development is considered to be the best indicator of success in the next stage of education. In Kingston, this measure improved by 12% over the past 4 years to reach 56.9% however this is 0.5% lower than last year. The gap between the average score for all children and the average score of the bottom 20% of children widened by 0.6% in 2009 but it has narrowed 6% over the last two years.

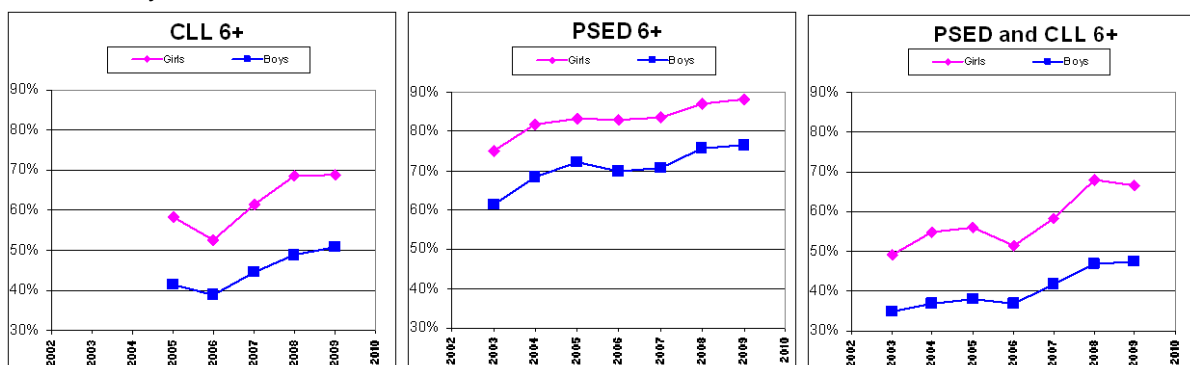
## Summary of Results and Statutory Targets

All Schools and PVI's	Results				Targets
	2006	2007	2008	2009	2009
% scoring 6 or more in all PSED scales	76.4	77.4	81.3	82.3	80
% scoring 6 or more in all CLL scales	45.8	52.9	59.1	59.8	58
% scoring 6 or more in all PSED <u>and</u> CLL scales	44.2	49.9	57.4	56.9	56
% with total 78 points or more	73.6	78.6	81.6	82.4	84
% achieving total 78+ pts <u>and</u> 6 or more in all PSED <u>and</u> CLL scales	44.2	49.9	57.4	56.9	55
Median Score of <u>all children</u>	90.0	92.0	94.0	94.0	96
Mean Score of <u>lowest 20% of children</u>	56.5	60.5	64.8	64.3	68
% gap between mean score of lowest 20% and median score of all children	37.3	34.2	31.0	31.6	29

The line graphs show the trend of improvement over recent years. The first two graphs show improvement at 6+ points in: Communication, Language and Literacy, and Personal, Social and Emotional Development. Kingston scores are above the national average. The second group of graphs shows a different pattern at 8+ points. Despite an overall trend of improvement, in 2009 there is a decline in all three areas.



There are significant differences between boys' and girls' development. Girls' scores are much higher than boys in all aspects of development except mathematics 8+ and Knowledge and Understanding of the World. The gender gap is especially wide for Communication, Language and Literacy.



# Key Stage 1

## Attainment at the end of Key Stage 1, age 7

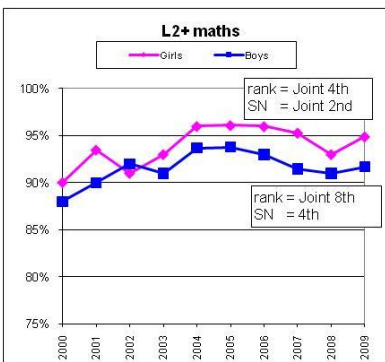
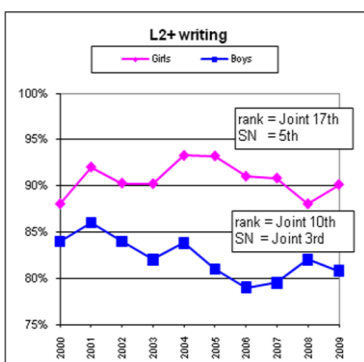
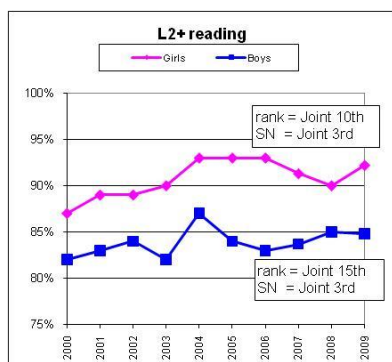
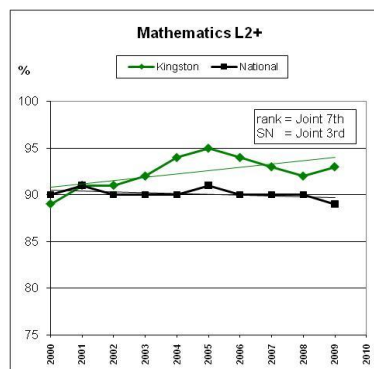
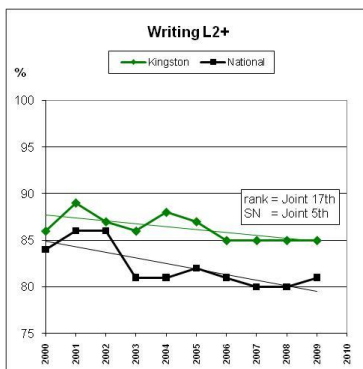
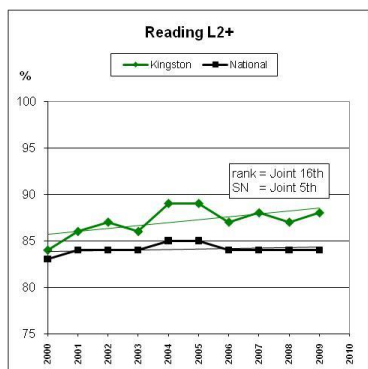
In 2009, at Key Stage 1 standards remain high and exceed national averages. Positively, there was improvement in most subjects following last year when improvement stalled overall and the overall trend is better than the national trend.

### Attainment: Level 2 and Above

In reading, 88% of children attained Level 2, which is the expected level for 7 year olds. 85% attained Level 2 in writing. An exceptionally high 93% attained Level 2 in mathematics. Compared to 2008, results improved by 1% in reading and 1% in mathematics and remained the same in writing but this latter score hides an improvement in girls' results and a decline in boys'. Standards are 4% above the national average in reading, writing and mathematics.

% L2+	2006		2007		2008		2009	
	LA	Nat	LA	Nat	LA	Nat	LA	Nat
<b>Reading</b>	87	84	88	84	87	84	88	84
<b>Writing</b>	85	81	85	80	85	80	85	81
<b>Mathematics</b>	94	90	93	90	92	90	93	89

Kingston's national ranking at Level 2, remains high but rankings for English have fallen since 2007. In reading, Kingston is joint 16<sup>th</sup> compared to 18<sup>th</sup> in 2008 and 10<sup>th</sup> in 2007. In writing Kingston is joint 17<sup>th</sup> compared to 13<sup>th</sup> and 14<sup>th</sup> respectively. In mathematics Kingston is highly placed at joint 7<sup>th</sup> compared to 18<sup>th</sup> in 2008 and 10<sup>th</sup> in 2007. Reversing last year's trend, when boys' results improved at Level 2+ but girls' declined, in 2009 girls improved in all three subjects while boys improved in mathematics, remained the same in reading and declined in writing.



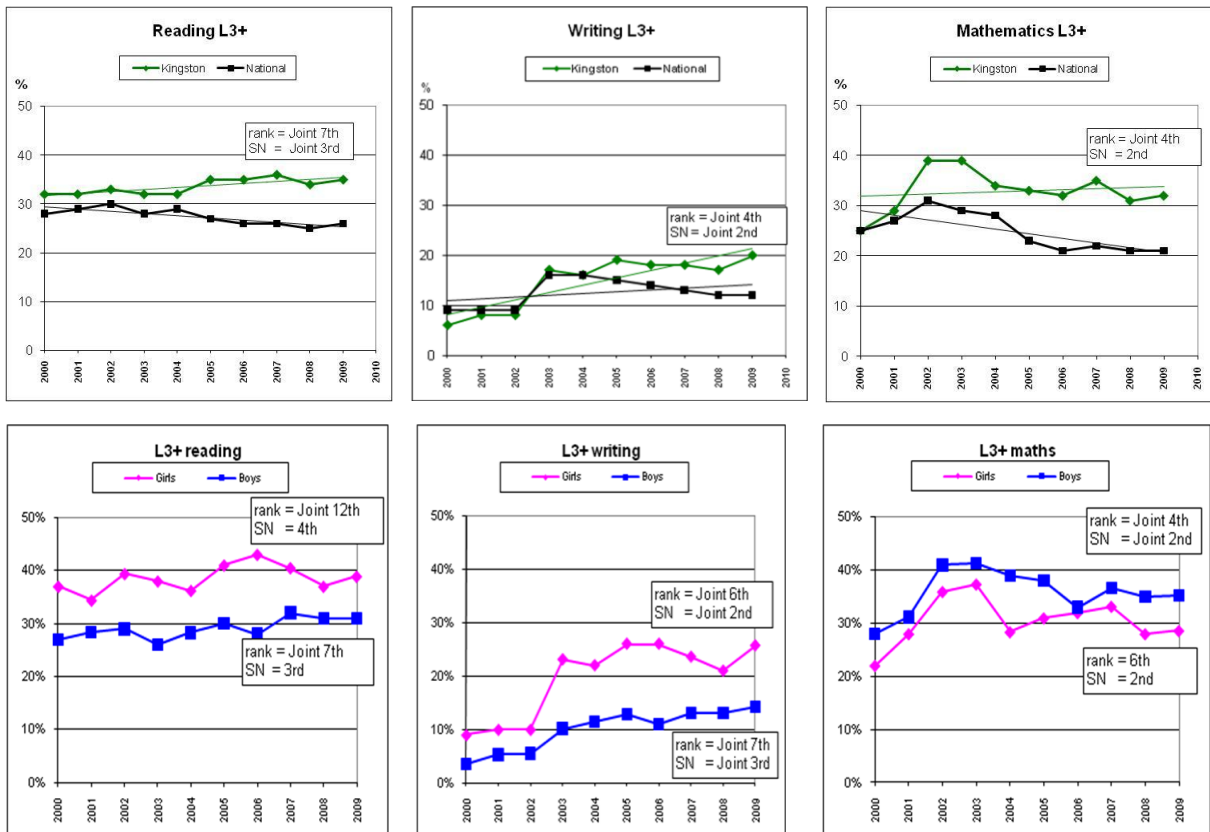
### Attainment: Level 3 and Above

In 2009, at Level 3, results improved in all subjects following decline in the previous year. 35% of children attained Level 3 in reading where results improved by 1%. 20% attained Level 3 in writing where results improved by 3%. 32% attained Level 3 in mathematics where results improved by 1%.

Kingston's results are well above the national average; 9% above in reading; 8% above in writing and 11% above in mathematics. National rankings at Level 3 remain very high and are higher than last year. Kingston is ranked 7<sup>th</sup> in reading and 4<sup>th</sup> in writing and mathematics.

% L3+	2006		2007		2008		2009	
	LA	Nat	LA	Nat	LA	Nat	LA	Nat
<b>Reading</b>	35	26	36	26	34	25	35	26
<b>Writing</b>	18	14	18	13	17	12	20	12
<b>Mathematics</b>	32	21	35	22	31	21	32	21

The trend of improvement is sound in reading and writing but flat in mathematics. Girls' results improved in all subjects at Level 3 and boys improved in writing and remained the same in reading and mathematics'. Girls are ranked 12<sup>th</sup> for reading, 6<sup>th</sup> for writing and 4<sup>th</sup> for mathematics while boys are 7<sup>th</sup>, 7<sup>th</sup>, 6<sup>th</sup>.



# Key Stage 2

## Attainment at the end of Key Stage 2, age 11

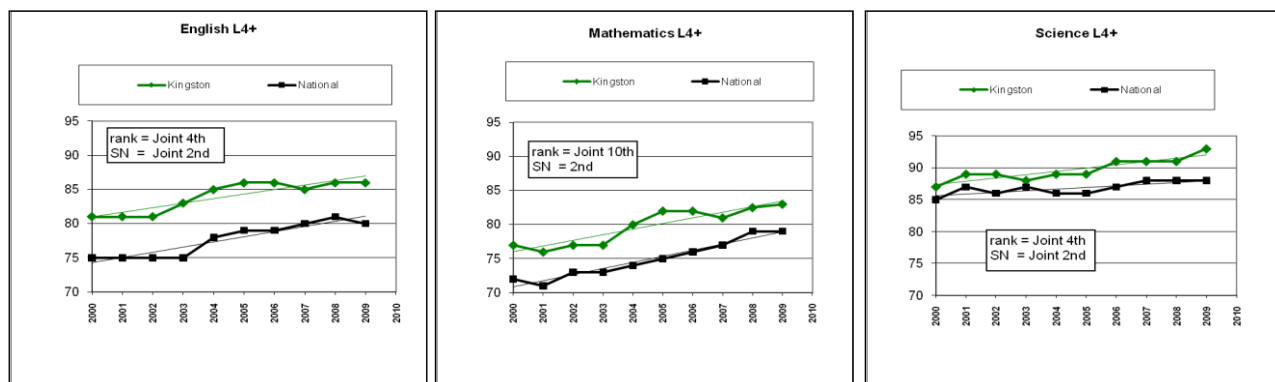
In 2009, at Key Stage 2 standards are very high and exceed national averages. Kingston is ranked in the top 10 nationally for overall results for English and mathematics. Results for children attaining both English and mathematics at Level 4, which is the national expectation for pupils age 11 remain at 79%. Positively, results improved in all subjects at the higher Level 5 following a decline in 2008.

## Attainment: Level 4 and Above

In English, 86% of pupils attained Level 4 or above; 83% attained this level in mathematics and 93% in science. Results are below the local authority's published target of 88% for both subjects; by 2% in English and 5% in mathematics. Compared to 2008, standards have been maintained in English and mathematics, while there has been an improvement of 2% in science. Results are 6% above the national average for English, 4% for mathematics and 5% for science. Kingston's overall trend of improvement at Key Stage 2 is better than the national picture.

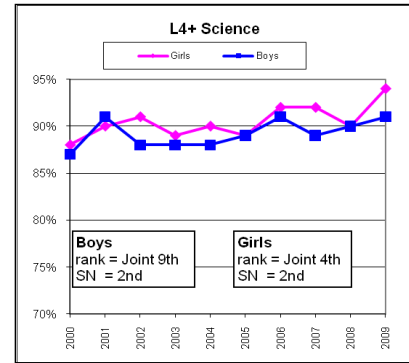
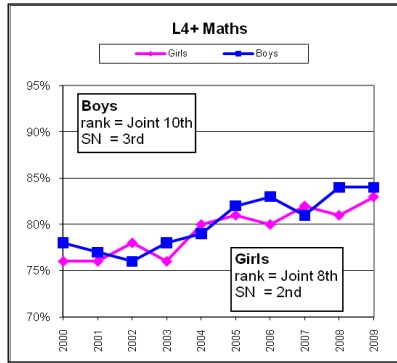
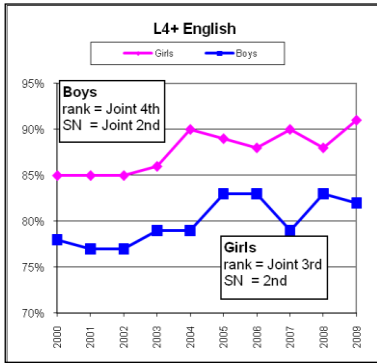
## Table of Key Stage 2 Level 4 Results

% L4+	2006		2007		2008		2009		
	LA	Nat	LA	Nat	LA	Nat	LA	Nat	Target
<b>English</b>	86	79	85	80	86	81	86	80	88
<b>Mathematics</b>	82	76	81	77	83	79	83	79	88
<b>Science</b>	91	87	91	88	91	88	93	88	NA



National rankings at Level 4+ remain very high and have improved in 2009. In English, Kingston is ranked 4<sup>th</sup> compared to 8<sup>th</sup> in 2008, 10<sup>th</sup> in mathematics compared to 15<sup>th</sup> and 4<sup>th</sup> compared to 14<sup>th</sup> in science.

Following good improvement last year boys' attainment in English is currently showing a 1% decline. Boys' attainment remains the same in mathematics and improved by 1% in science. Nationally boys are ranked 4<sup>th</sup> for English, 10<sup>th</sup> for mathematics and 9<sup>th</sup> for science. Girls' attainment improved in all subjects following a decline in 2008. Girls are ranked 3<sup>rd</sup> for English, 8<sup>th</sup> for mathematics and 4<sup>th</sup> for science.

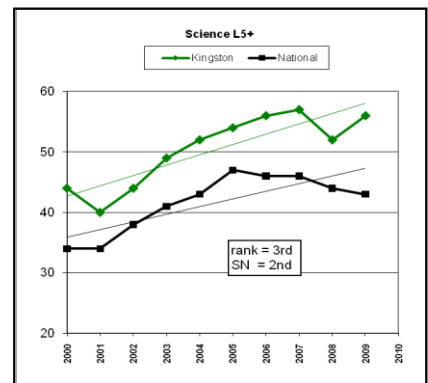
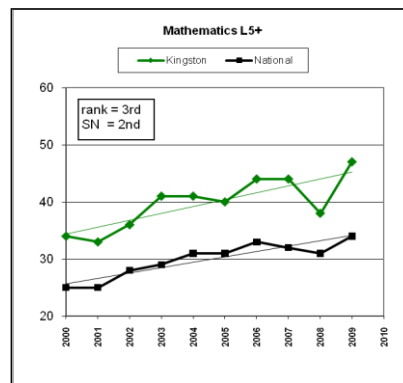
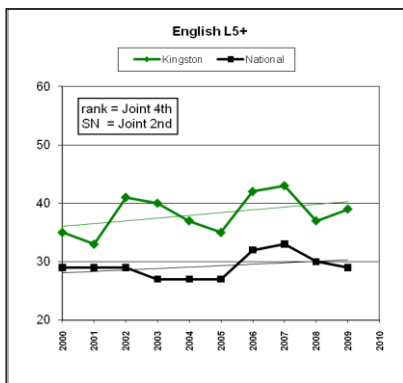


**Attainment: Level 5 and Above**

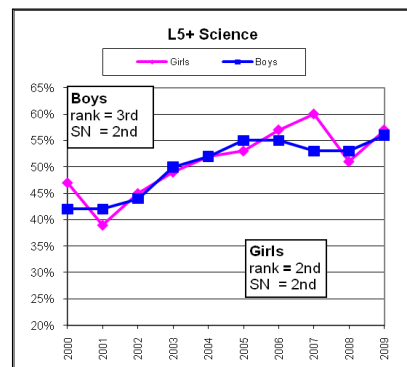
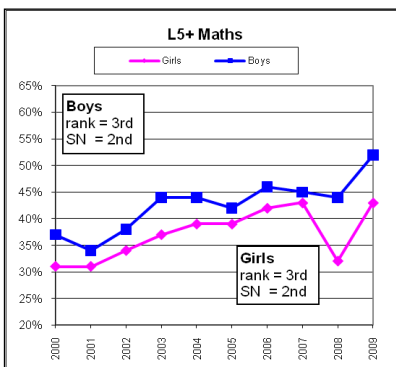
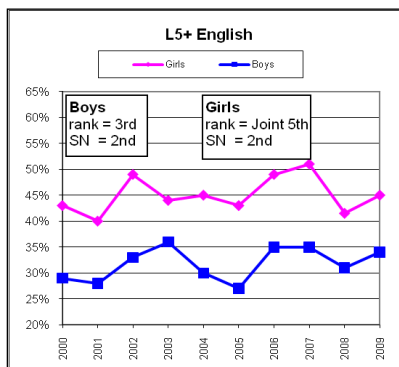
In English, 39% of pupils attained Level 5; 47% attained Level 5 in mathematics and 56% in science. Following a decline in 2008 results are improved by 2% in English, 9% mathematics and 4% in science. The overall picture is better than the national where there is a continued decline at Level 5 in English and science.

Results are 10% above the national average in English, 13% in both mathematics and science; the gap between Kingston and the national average has widened. National rankings at Level 5 are very high. Kingston is ranked in the top 5 for all three subjects; 4<sup>th</sup> for English, compared to 8<sup>th</sup> in 2008 and 3<sup>rd</sup> for mathematics and science compared to 9<sup>th</sup> in 2008.

% L5+	2006		2007		2008		2009	
	LA	Nat	LA	Nat	LA	Nat	LA	Nat
<b>English</b>	42	32	43	33	37	30	39	29
<b>Mathematics</b>	44	33	44	32	38	31	47	34
<b>Science</b>	56	46	57	46	52	44	56	43



At Level 5 boys' and girls' results improved in all three subjects. Results were especially impressive in boys' mathematics. Boys are ranked 3<sup>rd</sup> nationally for English, mathematics and science. Girls are ranked 5<sup>th</sup> for English, 3<sup>rd</sup> for mathematics and 2<sup>nd</sup> for science.



## Attainment: Both English and Mathematics at Level 4+ and Level 5

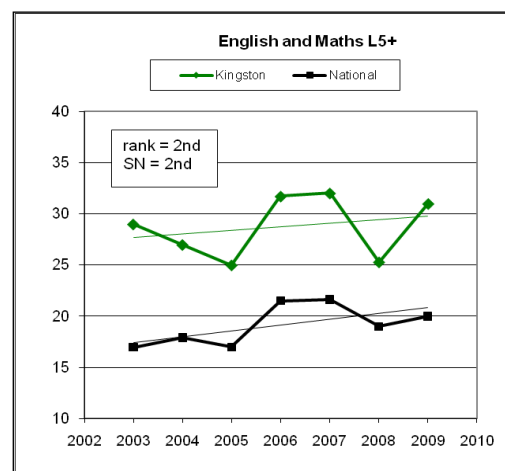
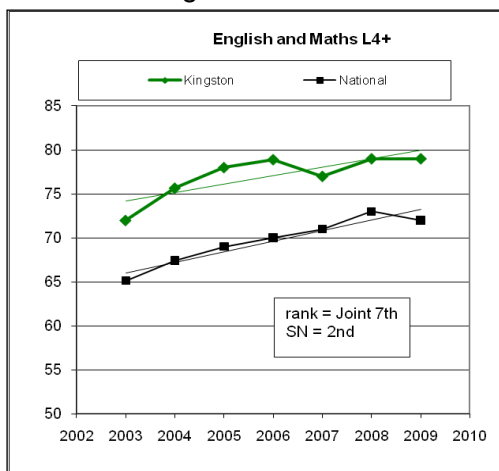
The percentage of pupils who attain both English and mathematics at Level 4 or above and Level 5 is an important indicator of school performance and is a National Indicator.

In Kingston, attainment in English and mathematics is very high. In 2009, 79% of pupils attained Level 4, which is the same as 2008. 31% of pupils attained Level 5 which represents a 6% improvement on 2008 but remains 1% lower than in 2007.

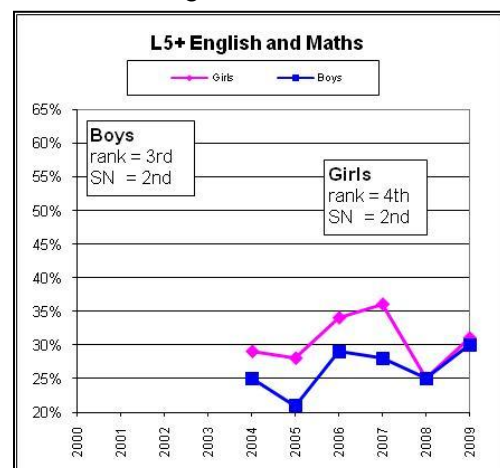
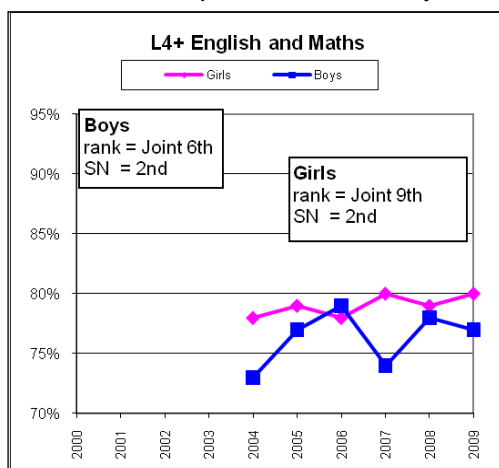
Kingston's results are 7% above the national average at Level 4, which is 1% more than in 2008. At Level 5 Kingston is 11% above average; which is a 5% improvement on 2008 when the gap was 6%.

E&M	2006		2007		2008		2009	
	LA	Nat	LA	Nat	LA	Nat	LA	Nat
L4+	79	70	77	71	79	73	79	72
L5+	32	22	32	22	25	19	31	20

The percentage of children in Kingston attaining both English and mathematics is comparatively very high. At Level 4 and above Kingston is ranked 8<sup>th</sup> nationally and at Level 5 and above Kingston is ranked 2<sup>nd</sup> in the country.



At Level 4 boys' results show a 1% decline to 77% and girls a 1% improvement to 80%. At Level 4, boys are ranked 6<sup>th</sup> nationally and girls are ranked 9<sup>th</sup>. At Level 5 both boys and girls improved, boys by 5% to 30% overall and girls by 6% to 31%. National rankings show boys ranked 3<sup>rd</sup> compared to other boys and girls 4<sup>th</sup> compared to other girls.



## Key Stage 3

### **Attainment at the end of Key Stage 3, age 14**

Standardised National Tests for 14 year olds no longer exist and the Local Authority is in the process of collating school' based assessments for Key Stage 3. There are no national moderation processes for teacher assessment at Key Stage 3 and it will be difficult to make valid comparisons with previous assessment.

## Key Stage 4

### **Attainment at the end of Key Stage 4, age 16 (results are very provisional)**

2009 GCSE results at Key Stage 4 are still very provisional. However, early indicators suggest that standards are well above the national average and improving.

### **Attainment: 5 or more GCSE grades at A\*-C**

In 2009, 78% of pupils attained 5 or more GCSE grades at A\*-C, compared to 71% two years ago. This is the highest level of attainment ever reached in Kingston. Standards have risen year on year since 2004 and the trend of improvement over time is excellent. Kingston's 2009 average is 9% above the national average. Kingston's target, of 73%, was exceeded by 5%.

### **Attainment: 5 or more GCSE grades at A\*-C including English and Mathematics**

68% of pupils attained 5 or more GCSE grades A-C including English and mathematics which is a 5% increase on 2008. Standards have risen 6% over the last two years. Kingston's 2009 average is 18% above the national average. Kingston's target, of 67%, was exceeded. Six schools improved performance in this aspect, two maintained 100% and one school has a lower result than in 2008 but good improvement over the last two years.

### **Attainment: 5 or more GCSE grades at A-G**

95% of pupils attained 5 GCSE at A-G grades and 94% attained 5 GCSE at A-G grades including English and mathematics. Compared to 2008, this represents a 1% increase at both measures. Targets were met.

### **Attainment: 1 or more GCSE grades at A-G**

97% of pupils attained 1 GCSE grade A-G which is a 1% increase. The result is 2% below the target of 99%. A number of pupils also obtained qualifications in other examinations and this data is not yet available.

### **Attainment: 2 GCSE A-C in Science or equivalent**

66% of pupils attained 2 good science GCSEs. This is a 1% improvement on 2008 and 12% above the national average.

## Attainment: 1 GCSE A-C in English and in Mathematics

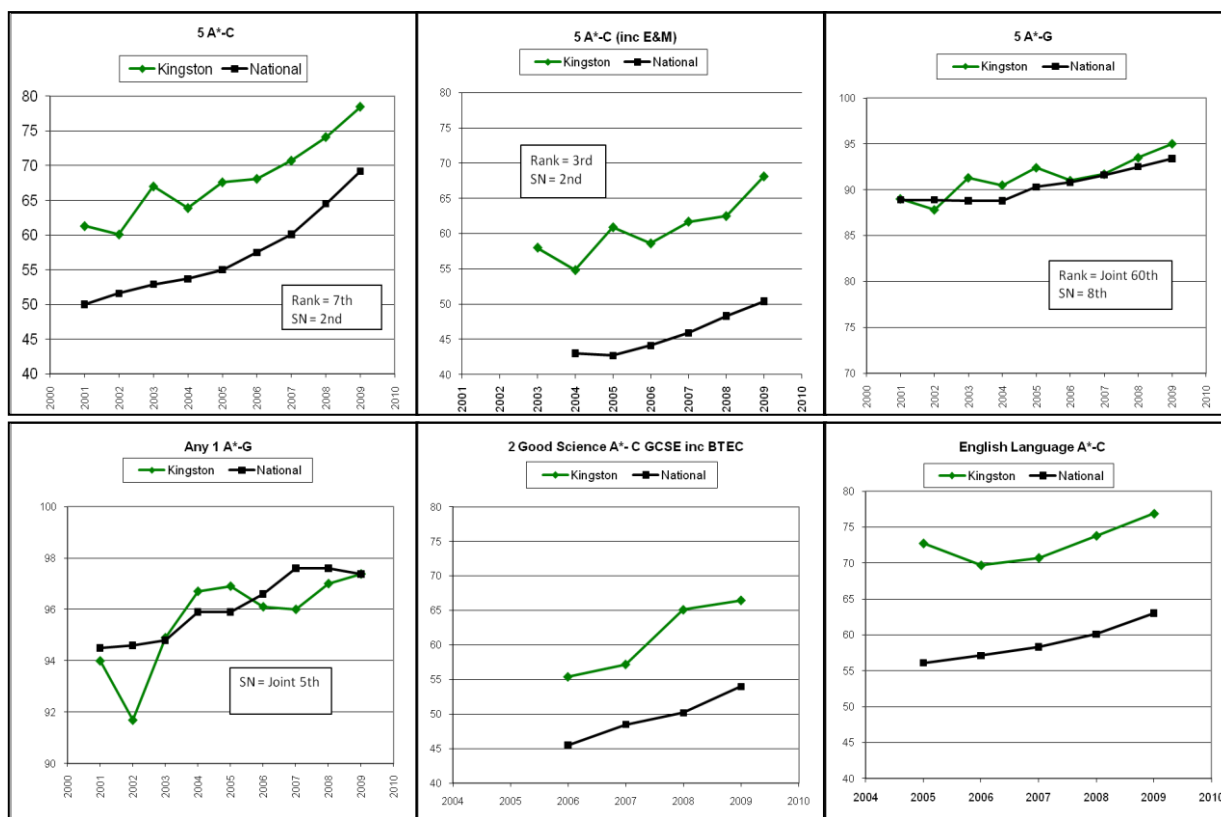
77% of pupils attained a good GCSE in English, which is a 3% improvement on 2008, 2% above Kingston's target of 75% and 14% above the national average.

In mathematics 72% attained a good GCSE. This is a 4% improvement on 2008, 1% above Kingston's target of 71% and 14% above the national average.

## Summary of Key Stage 4 results compared to Statutory Targets

This table indicates excellent overall improvement against Kingston's challenging targets.

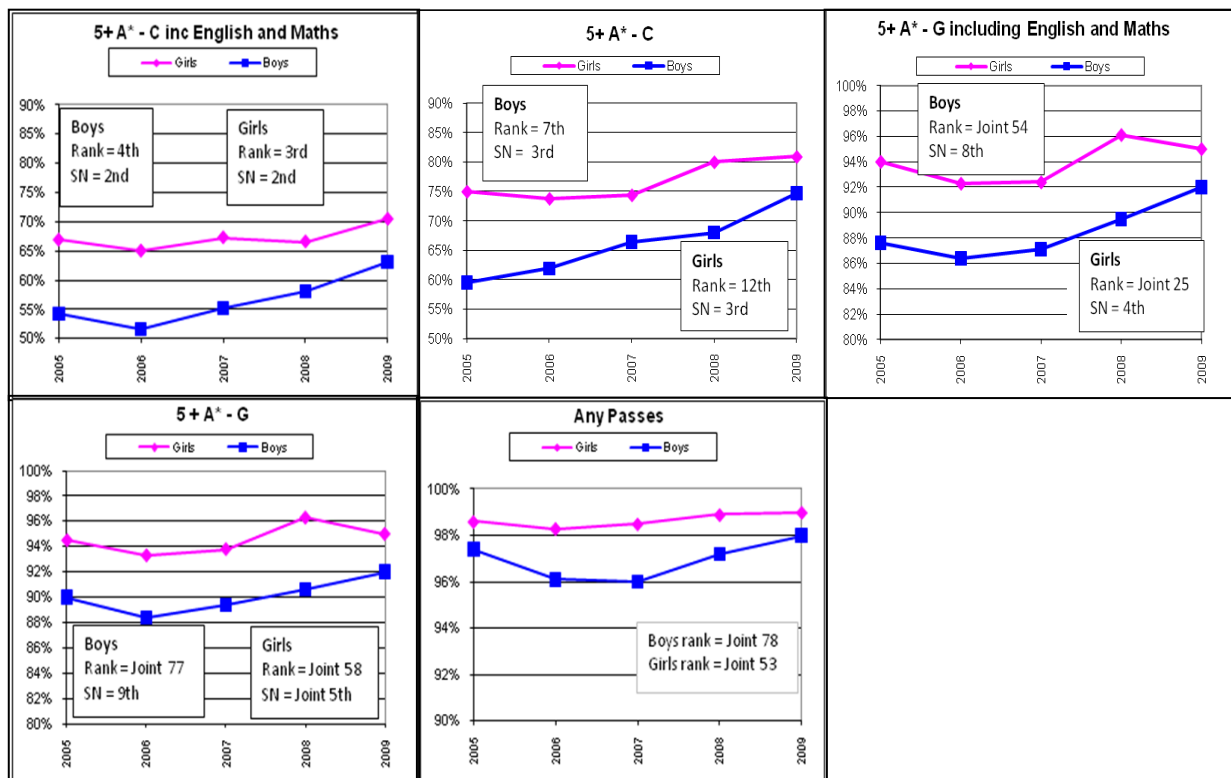
% Attainment at end of KS4	Results								Targets
	2006		2007		2008		2009		2009
	LA	Nat.	LA	Nat.	LA	Nat.	LA	Nat.	LA
<b>5+ A*-C</b>	68%	58%	71%	60%	74%	65%	78%	69.2%	73%
<b>5+ A*-C inc Eng &amp; Maths</b>	59%	44%	62%	46%	63%	48%	68%	50.4%	67%
<b>5+ A*-G</b>	91%	91%	92%	92%	94%	93%	95%	93.4%	95%
<b>5+ A*-G inc Eng &amp; Maths</b>	90%	89%	90%	90%	93%	91%	94%	92%	94%
<b>1+ A*-G</b>	96%	97%	96%	98%	97%	98%	97%	97%	99%
<b>Any qualification</b>	97%	97%	97%	98%	98%	98%	98%	99.5%	
<b>APS- uncapped</b>	391	362	403	374	434	393	452	415	



## Key Stage 4: Gender Differences in Attainment

Girls	2006		2007		2008		2009	
	LA	Nat	LA	Nat	LA	Nat	LA	Nat
5 A*-C inc Eng and Maths	65%	48%	67%	50%	67%	52%	71%	54%
5 A*-C	74%	62%	74%	65%	80%	69%	81%	74%
5 A*-G inc Eng and Maths	92%	92%	92%	92%	96%	93%	95%	91%
5 A*-G	93%	93%	94%	93%	96%	94%	95%	95%
Any Passes	98%	98%	99%	98%	99%	99%	99%	99.8%
APS	406.1	381.6	415.9	392.9	466.6	411.5	481.7	432.0

Boys	2006		2007		2008		2009	
	LA	Nat	LA	Nat	LA	Nat	LA	Nat
5 A*-C in Eng and Maths	52%	48%	55%	42%	58%	44%	63%	46%
5 A*-C	62%	53%	66%	56%	68%	60%	75%	66%
5 A*-G inc Eng and Maths	86%	87%	87%	88%	90%	89%	92%	86%
5 A*-G	88%	89%	89%	90%	91%	91%	92%	91%
Any Passes	96%	97%	96%	97%	97%	98%	98%	99.5%
APS	373.7	342.9	388.7	356.3	399.8	374.8	419.3	390.9



In 2009 both boys and girls attained well above the national averages at 5 A\*-C GCSE, 5 A\*-C GCSE including English and mathematics and 5 A\*-G GCSE including English and mathematics. Kingston results at 5 A-G, Any Passes and Average Point Score are in line with the national average.

## Children in Care

Year	No of pupils eligible	No. of pupils sat test	5+ A*-C	1+ A*-G	5+ A*-G
2005	7	4	2	4	3
2006	7	4	1	4	3
2007	7	4	1	4	3
2008	6	5	1	5	2
2009	3	2	1	2	1

These figures are based on Social Care OC2 Stat Return and include:

- Children who have been looked after continuously for at least 12 months as at 30th September 2009.
- Children attending RBK Schools.

In 2009, the number of looked after children is too low to report as statistically significant. Just three pupils who were looked after were eligible to be counted in the Key Stage 4 examination cohort. Of the three pupils, only two were able to take GCSE or equivalent examinations. One pupil attained 5+ A\*-C GCSEs to meet national expectations and the other attained 5+ A-G examinations to meet personal targets. Low numbers make comparative analysis difficult.